



William D. Gore, Sheriff

(858) 974-2259

San Diego County Sheriff's Department – Media Relations

Lt. Ricardo Lopez, Media Relations Director

www.SDSheriff.net

May 26, 2020

Racial and Identity Profiling Act (RIPA) Data Statement

Beginning on July 1, 2018, law enforcement agencies in California, starting with the eight largest, began collecting stop data in compliance with Assembly Bill 953 (Racial and Identity Profiling Act). The San Diego County Sheriff's Department was one of the large "Tier One Agencies" that started collecting the data on that date.

The data was collected on stops of people who were arrested, detained or searched, including consensual searches. The Sheriff's Department submitted the data collected from January 1, 2019 through December 31, 2019 to the California Department of Justice (DOJ) as required. That data will soon be released by the DOJ to the public.

Each stop required deputies to answer 21-35 questions, collecting up to 125 data points per stop. Data was collected on 66,466 individuals during 61,343 stops during the required time frame. The information collected is based on the deputy's perception of the individual's identity (i.e. race, gender, sexual orientation, age and several other factors) and the actions taken during the stop.

The Sheriff's Department proactively worked to comply with AB953 while balancing privacy concerns of the public and cumbersome reporting requirements. To that end, our Data Services Division developed an application-based reporting system with built in controls that ensures accurate reporting and efficiency in data collection.

We believe the data affirms the professionalism of our deputies. We continue to strive to earn the trust of our communities, promote transparency and maintain the highest level of public safety service.

Upon the release by DOJ, we will welcome the opportunity to answer questions related to our data. In the meantime, we will continue to examine the work we do to ensure that every contact is legally justified, our communities are served with professionalism and dignity, as well as working to keep San Diego the safest urban county in the nation.

###



San Diego County Sheriff's Department

AB953: Racial and Identity Profiling Act (RIPA) Report 2019



San Diego County Sheriff's Department

John F. Duffy Administration Center

9621 Ridgehaven Ct.

San Diego, Ca 92123

www.sdsheriff.net



Table of Contents

| | |
|--------------------------------|----|
| Executive Summary | 3 |
| 2019 Statistical Review | 5 |
| Background | 5 |
| Overall Results | 7 |
| Analysis of Searches Conducted | 14 |
| Additional Analysis | 15 |
| Appendix | 16 |



Executive Summary

The San Diego County Sheriff's Department (SDSD) is a Racial and Identity Profiling Act (RIPA) Wave 1 agency and began collecting data on vehicle and pedestrian stops on July 1, 2018. Per the 2020 RIPA Board report, Wave 1 agencies stopped a total of 1.8 million individuals during the first reporting period of July 1, 2018 through December 31, 2018.¹ In that six-month period, the SDSD encountered 40,515 individuals during 36,829 stops.

In 2019, the department encountered 66,466 individuals during 61,343 stops. Approximately 93.7% of those stops were deputy initiated and 6.2% were in response to a call for service. Like other law enforcement agencies, most SDSD stops were conducted by deputies whose main responsibility is to patrol for traffic and vehicle violations. The stop data includes those stops made outside the Sheriff's primary jurisdiction, such as in cities in San Diego County with their own municipal police departments, and outside San Diego County.

Analysis of the stop data did not indicate or provide statistical correlation between the stops made and potential biased based policing by the department. The following are assessments of the stops conducted by San Diego County Sheriff's Department deputies during 2019:

- ❖ White was the perceived race that had the highest number of stops (35,251) followed by Hispanic/Latino(a)(19,670), and Black/African American (5,423).
- ❖ Male was the perceived gender that had the highest number of stops.
- ❖ The veil of darkness analysis method, in reference to perceived race, did not indicate any policing bias; Asians and Pacific Islanders had just slightly higher rate of contact during hours of daylight than Whites.
- ❖ Traffic Violation (72.5%) was the most common Reason for Stop followed by Reasonable Suspicion (25.7%) across all perceived races.
- ❖ The top result for Actions Taken During the Stop was "None" 42.6% (46,549) across all perceived races and genders.
- ❖ Citation for Infraction (34.9%) was the most common Result of Stop followed by Warning (24.9%) across all perceived races and genders.
- ❖ Approximately 16.3% of the individuals stopped (10,850 out of 66,466 individuals) were searched as part of the encounter.

¹ Racial & Identity Profiling Advisory Board Annual Report 2020.

<https://oag.ca.gov/sites/all/files/agweb/pdfs/ripa/ripa-board-report-2020.pdf>



- ❖ Native Americans had the highest rate of search (33.8%) and Asians had the lowest rate of search (5.4%).

The following table provides a quick summary of the top three results in the data categories mandated by the RIPA Board.

| 2019 RIPA DATA | HIGHEST RESULT | 2ND HIGHEST RESULT | 3RD HIGHEST RESULT |
|--------------------------------------|---|---|--|
| STOPS BY PERCEIVED RACE | 1. White (53.04%) | 2. Hispanic/Latino(a) (29.59%) | 3. Black/African American (8.16%) |
| STOPS BY PERCEIVED GENDER | 1. Male (63.3%) | 2. Female (33.3%) | 3. Transgender Man/Boy (0.12%) |
| STOPS BY PERCEIVED AGE | 1. 26-30 (16%) | 2. 21-25 (16%) | 3. 36-40 & 31-35 tied (12%) |
| REASON FOR STOP | 1. Traffic violation (72.5%) | 2. Reasonable suspicion (25.7%) | 3. Consensual encounter resulting in a search (3.7%) |
| RESULT OF STOP | 1. Citation for infraction (34.88%) | 2. Warning (verbal or written) (24.88%) | 3. No action (15.6%) |
| ACTIONS TAKEN DURING THE STOP | 1. None (42.64%) | 2. Search of person was conducted (9.94%) | 3. Curbside detention (8.79%) |
| BASIS FOR SEARCH | 1. Condition of Parole/Probation (28.45%) | 2. Incident to arrest (27.14%) | 3. Consent given (24.03%) |

The SDSA is committed to continuing its RIPA data collection and will provide data analysis to promote transparency as well as increase public trust. The Department will continue to routinely review the data collected and use any relevant assessments to improve its deputy training to ensure unbiased policing.



2019 Statistical Review

The following is the RIPA Annual Report for San Diego County Sheriff's Department, which covers data collected from January 1, 2019 through December 31, 2019.

Background

In 2015, California passed the Racial and Identity Profiling Act (RIPA). The bill required each state and local agency that employs peace officers to annually report data on all stops to the Attorney General. In addition, the RIPA act also created a RIPA Board, which was primarily tasked with making data collection and analysis recommendations to the Attorney General's Office. As one of the eight largest law enforcement agencies in California, the SDSD was required to begin collecting data on July 1, 2018, and provide that data to the California Department of Justice. The eight largest agencies are referred to as Wave 1 agencies by the RIPA Board. RIPA requires each agency to submit its data to DOJ by April 1st of the following year.

Per the RIPA, demographic and other identity-based data collected during a vehicle or pedestrian stop must be based solely on the officer's perception of the person being detained and/or searched as defined in the RIPA Board's recommendations. The law defines a detention as:

...unless otherwise provided in these regulations, (a detention) means a seizure of a person by an officer that results from physical restraint, unequivocal verbal commands, or words or conduct by an officer that would result in a reasonable person believing that he or she is not free to leave or otherwise disregard the officer.²

The department has found that the following collection conditions affected its overall reporting:

1. Each stop can have more than one individual associated with it.
2. Officers could select more than one option for the following fields:³
 - Perceived Race & Identity,
 - Perceived Gender,
 - Perceived or Known Disability,
 - Reason for Stop,
 - Actions Taken During Stop,
 - Contraband or Evidence Discovered,
 - Property Seized and Result of Stop.

Implementing RIPA had a high initial capital cost with the software development, training, and equipment, as well as a personnel data input workload and subsequent administrative review and

² California (State). Legislature. Assembly. *Racial and Identity profiling Act of 2015*. AB953.

³ For additional information see California Government Code Section 12525.5 §999.226(a)(7)

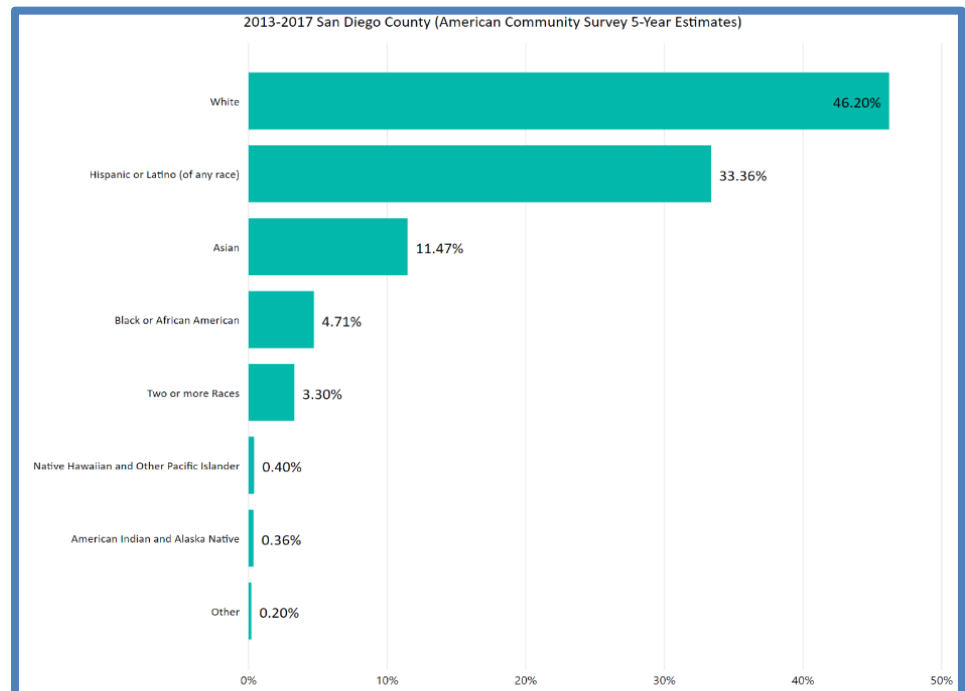


analysis. In the second year of implementation those capital costs were not as extensive, however, the cost of personnel data input workload remained. Fortunately, efficiencies were gained as the deputies and the Department gained familiarity with the San Diego County Sheriff's Department (SDSD) RIPA Application. The deputies became more proficient in entering data into the SDSD RIPA Application via desktop or smartphone. In addition, analytical reviews were part of the management routine. However, it is crucial to point out that the workload impact remains despite deputies becoming more efficient. In 2018, deputies took an average of 8 minutes to complete the application and by December 2019, the average time was about 6 minutes. It is estimated that in 2019, deputies spent approximately 6,173 hours entering the RIPA data.

It is important to note that the jurisdiction of the San Diego County Sheriff's Department covers a wide area and variety of communities dispersed throughout San Diego County, to include the nine contract cities of Del Mar, Encinitas, Imperial Beach, Lemon Grove, Poway, San Marcos, Santee, Solana Beach, and Vista. Doing a city by city comparison of demographics to stop data is crucial to developing accurate analysis. The data used is based on the American Community Survey (ACS) 5-Year Estimates available from the United States Census Bureau and was utilized by the RIPA Board as a benchmark in their analysis of stop data.⁴ The data below is from the race only section of the ACS estimate dated 2013-2017. Having accurate and current demographic data is crucial to developing any analysis regarding biased policing. Considering that the best available population demographics are based on dated statistical estimates, any analysis to draw a correlation of policing bias based on those stopped and the demographics of the location where they were stopped would be presumptive at best.

ACS 5-YEAR ESTIMATES

| | |
|--|--------|
| WHITE | 46.20% |
| HISPANIC/LATINO(A) | 33.36% |
| ASIAN | 11.47% |
| BLACK OR AFRICAN AMERICAN | 4.71% |
| TWO OR MORE RACES | 3.30% |
| NATIVE HAWAIIAN OR OTHER PACIFIC ISLANDER | 0.40% |
| AMERICAN INDIAN OR ALASKA NATIVE | 0.36% |
| OTHER | 0.20% |



⁴ <https://factfinder.census.gov/faces/nav/jsf/pages/index.xhtml>



Overall Results

Data tables for the Department's RIPA collection can be found in Appendix B. The following analysis of overall results will focus on the top results per category, as those are the most contextually relevant for assessment. All racial and ethnic groups referenced in the results are based on the reporting deputy's perception of the race or ethnicity of stopped individuals. Deputies may perceive individuals differently than how the individuals self-identify.

In 2019, the Department encountered 66,466 individuals during 61,343 stops. Approximately 93.7% of those stops were deputy initiated and 6.2% were in response to a call for service. Like other law enforcement agencies, most San Diego County Sheriff's Department stops were conducted by deputies whose main responsibility is to patrol for traffic and vehicle violations. The stop data includes those stops made outside the Sheriff's primary law enforcement jurisdiction, such as in cities in San Diego County with their own municipal police department, and outside San Diego County.

Stops by Perceived Race

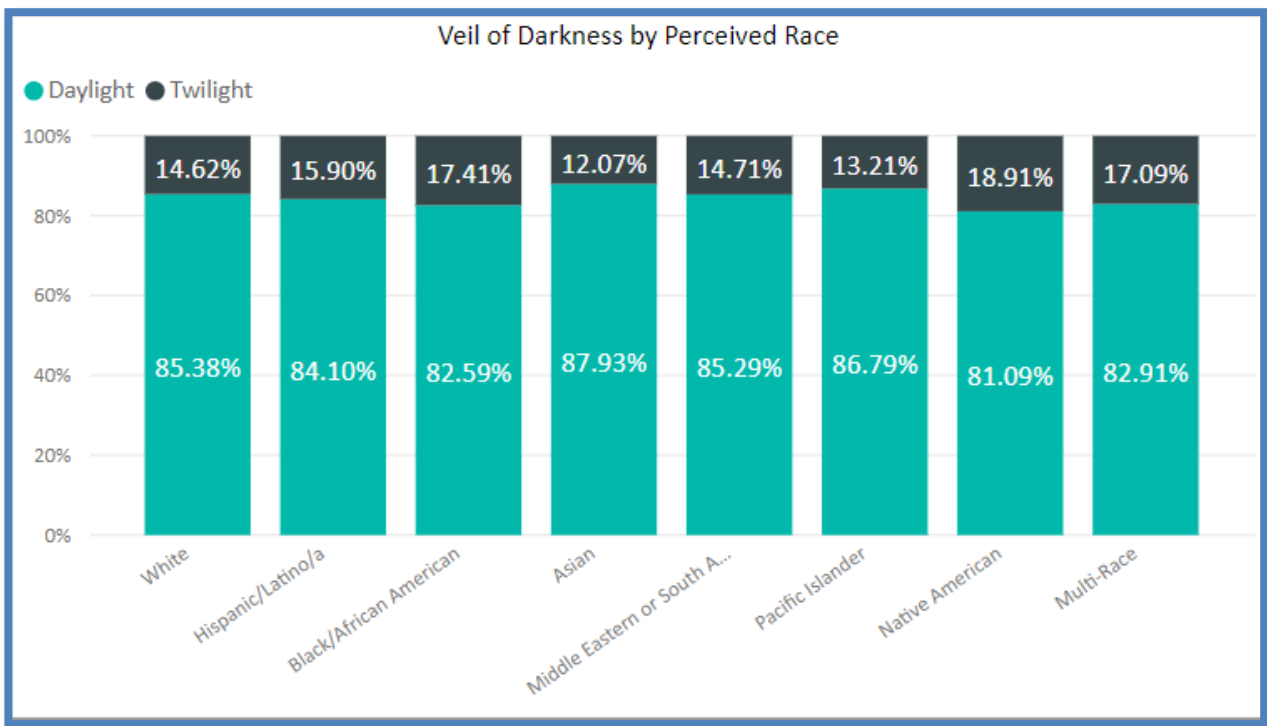
The top perceived races stopped included 53% (35,251) White, 29.5% (19,670) Hispanic, 8.1% (5,423) Black/African American, and 3.8% (2,584) Asian. 0.58% (392) of the stops were classified as Multiracial due to a deputy's perception of a person being of multiple races. Per the RIPA requirements deputies had the ability to select multiple races. These results coincided for the most part with the overall demographics of the region.

| PERCEIVED RACE | INDIVIDUALS STOPPED |
|-------------------------------|---------------------|
| WHITE | 35,251 |
| HISPANIC/LATINO/A | 19,670 |
| BLACK/AFRICAN AMERICAN | 5,423 |
| ASIAN | 2,584 |
| MIDDLE EASTERN OR SOUTH ASIAN | 2,087 |
| PACIFIC ISLANDER | 636 |
| NATIVE AMERICAN | 423 |
| MULTIRACIAL | 392 |
| TOTAL | 66,466 |



Veil of Darkness Analysis of Stops by Perceived Race

The veil of darkness (VOD) analysis method is among the benchmarking methods used by the RIPA Board in 2019. The VOD analysis compares the proportion of individuals stopped during daylight hours to the proportion of individuals stopped when it is dark outside during the *intertwilight period*, i.e., the time of day that is dark during Standard Time, but light during Daylight Savings Time.⁵ Per the RIPA Board, having a higher proportion of stops of individuals of a particular racial or ethnic group occur in the light, compared to White individuals, may be considered evidence of bias towards that group. During 2019, there were two races that had proportionally higher rates of stops during daylight than Perceived White and those who were Perceived Asian or Pacific Islander. The rate difference of 1% to 1.5% respectively, however, does not allow for any conclusions or assumptions of a systemic bias on the policing efforts of the deputies.



Stops by Perceived Gender

Most of the stops were conducted on individuals perceived as male, about 66.3% and 33.3% of the stops were conducted on individuals perceived as female. Per the RIPA requirements, a gender along with gender non-conforming could both be selected in a single entry.⁶ Also, when either transgender or gender non-conforming is selected the application will automatically select LGBTQ+ as the perceived sexual orientation. A number of categories had significant smaller sample sizes

⁵ Racial & Identity Profiling Advisory Board Annual Report 2020.

⁶ For additional information see California Government Code Section 12525.5 §999.226(a)(7)

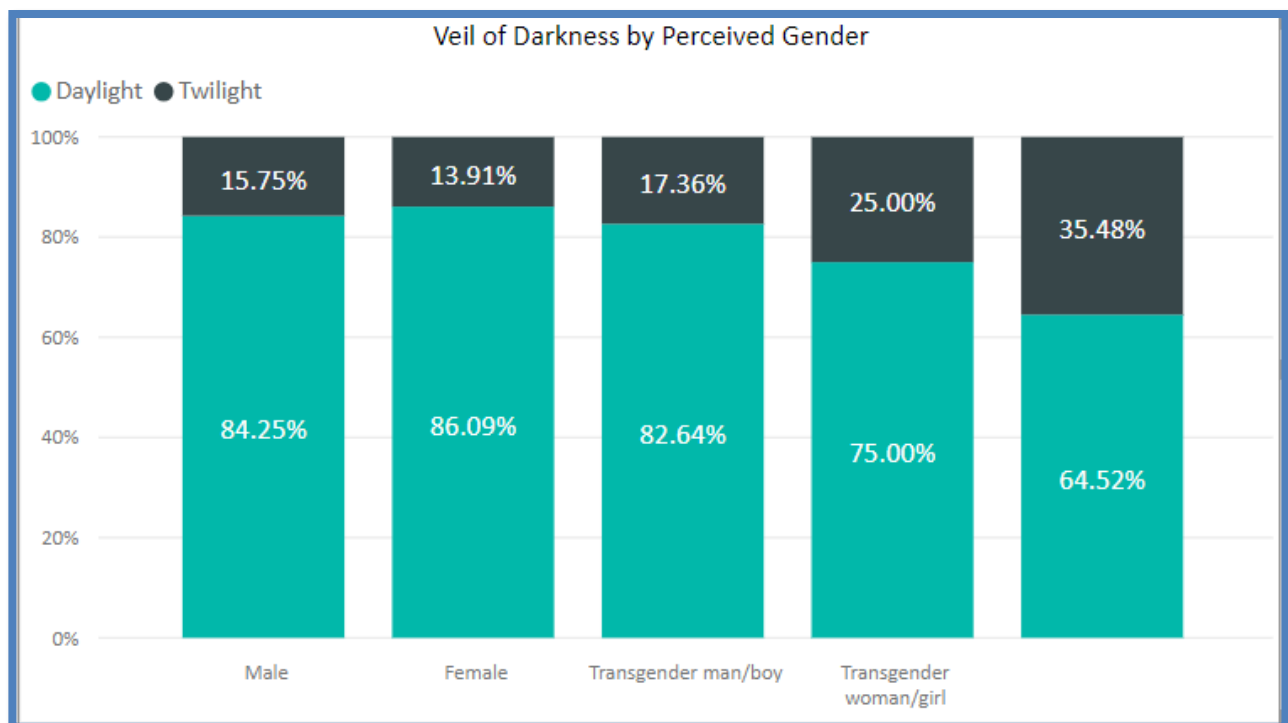


when compared to the larger data set, so one person contacted multiple times would cause significant statistical variance. People perceived as LGBTQ+ made up less than 2% (1,070) of all stops/searches by deputies when they are estimated to be 4% of the population of San Diego County. Additionally, LGBTQ+ stops initiated due to calls for service were significantly higher than traffic stops because deputies may have perceived someone as LGBTQ+ based on information provided in the call for service versus a perception during a traffic stop.

| NUMBER OF INDIVIDUALS STOPPED | |
|-------------------------------|---------------|
| PERCEIVED GENDER | |
| MALE | 44,092 |
| FEMALE | 22,150 |
| TRANSGENDER MAN/BOY | 121 |
| TRANSGENDER WOMAN/GIRL | 72 |
| GENDER NON-CONFORMING | 31 |
| TOTAL | 66,466 |

Veil of Darkness Analysis of Stops by Perceived Gender

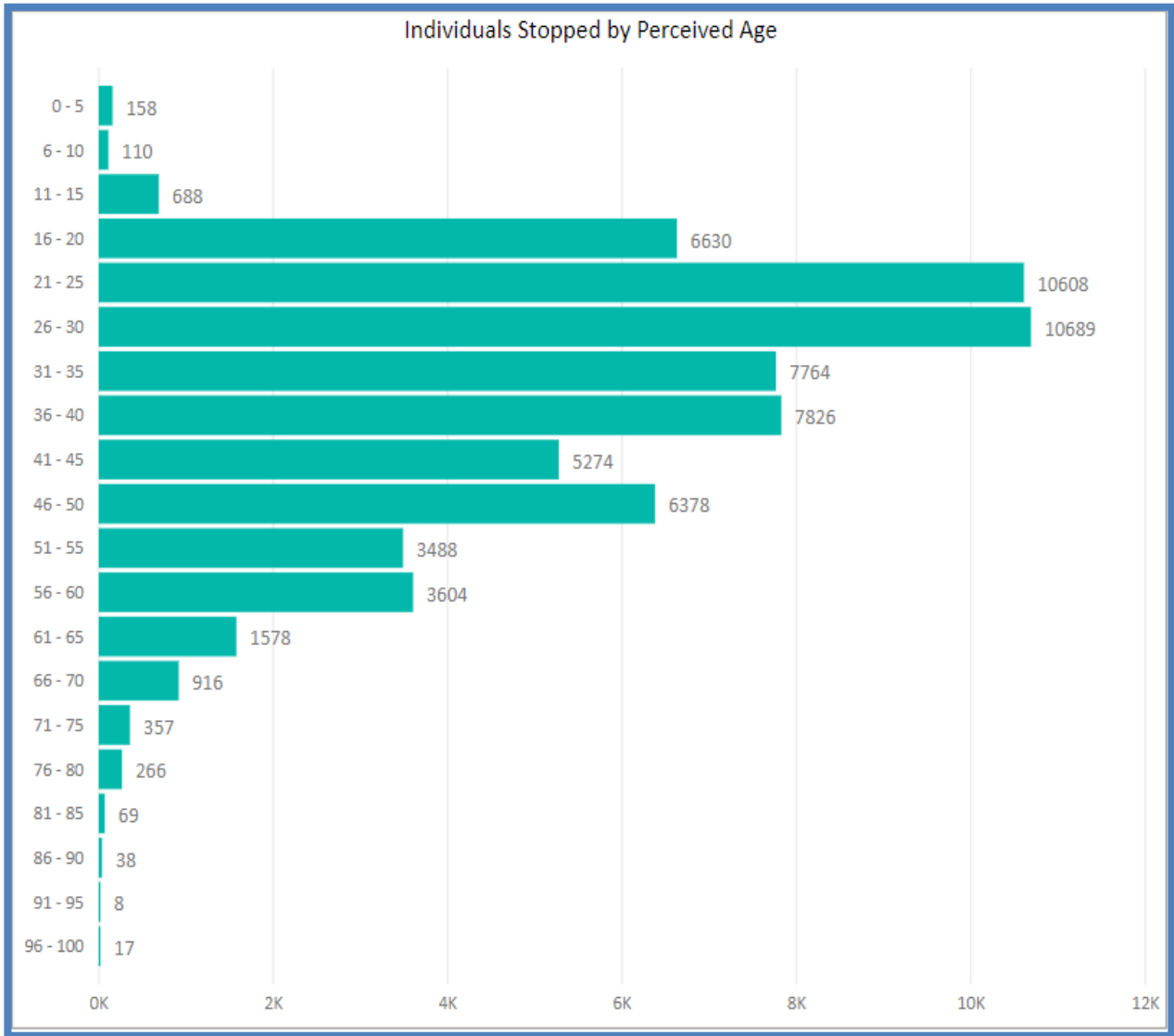
Perceived Male had 37,148 stops (84.2%) outside the VOD (Daylight) and had 6,944 stops (15.7%) within the VOD (Twilight). Perceived Female had 19,069 stops (86%) outside the VOD (Daylight) and had 3,081 stops (13.9%) within the VOD (Twilight). The last category in the VOD table below is related the perceived gender for the 26 individuals who were reported as gender non-conforming or a combination of two categories.





Stops by Perceived Age

The top perceived age ranges were 21-25 years (10,608) and 26-30 years (10,689). Stops by Perceived Age are manually entered by deputies per the RIPA requirements.

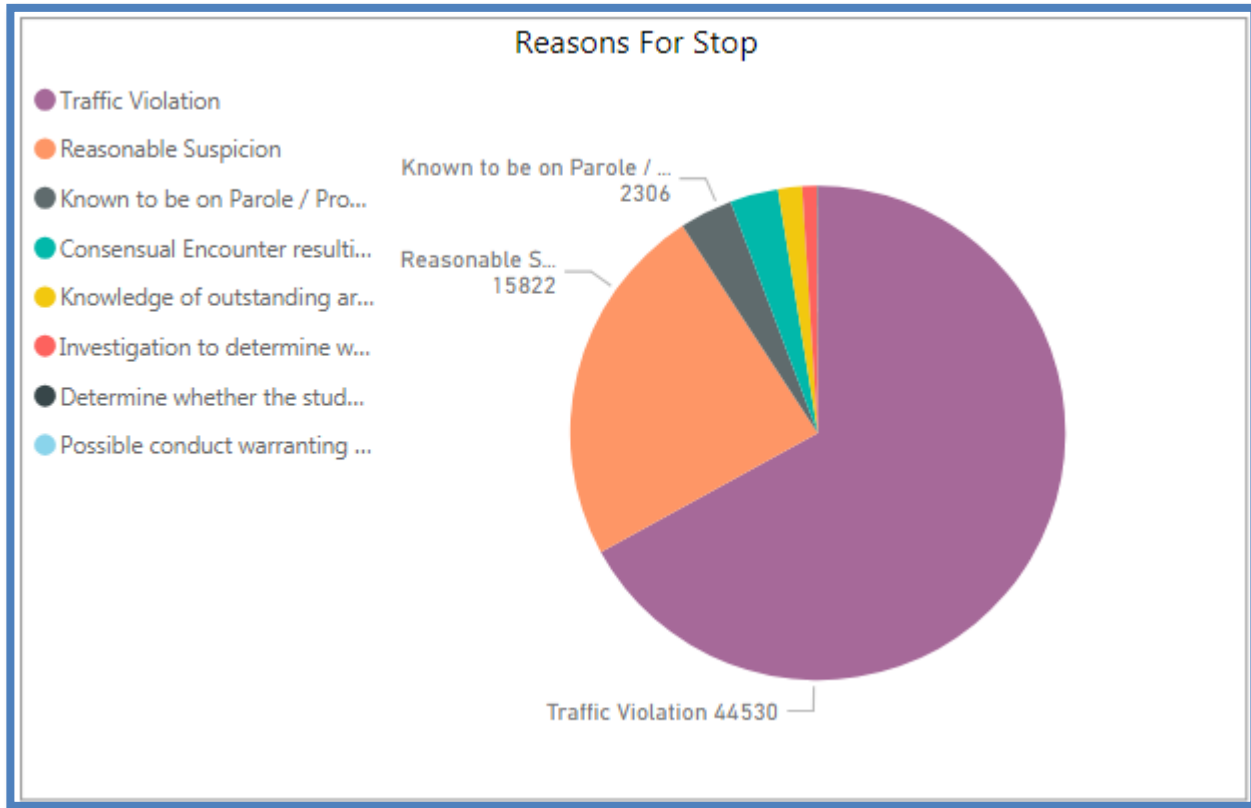




Reason for Stop

The Reason for Stop refers to the primary reason the deputy initiated the stop of an individual. The top Reasons for a Stop in order were: Traffic Violation 72.5% (44,530), Reasonable Suspicion 25.7% (15,822), and Known to be on Parole/Probation/PRCS/Mandatory Supervision 3.75% (2,306).⁷

Appendix B has the full data table for Reason for Stop, but the below pie chart illustrates that Traffic Violation was the top reason by a large portion.



⁷ PRCS refers to the AB109 Realignment status of Post Release Community Supervision.

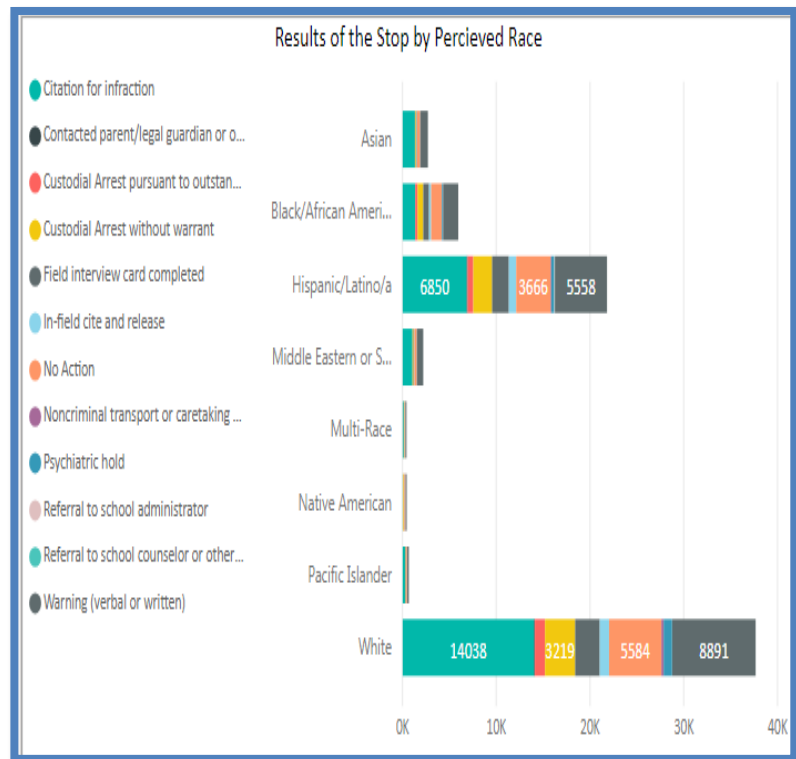


Below is the Top 5 Reasons for Stop by Perceived Race, note there was one categorical difference for Middle Eastern/South Asian. The fifth highest Reason for Stop for the Perceived Race category of Middle Eastern/South Asian was "Investigation to Whether the Person was Truant" with 13 stops.

| TOP 5 REASONS FOR STOP BY PERCEIVED RACE | WHITE | HISPANIC/LATINO(A) | BLACK/AFRICAN AMERICAN | ASIAN | MIDDLE EASTERN/SOUTH ASIAN |
|--|--------|--------------------|------------------------|-------|----------------------------|
| TRAFFIC VIOLATION | 23,252 | 13,442 | 2,903 | 2,215 | 1,788 |
| REASONABLE SUSPICION | 8,646 | 4,357 | 1,987 | 268 | 242 |
| KNOWN TO BE ON PAROLE/PROBATION | 1,247 | 744 | 187 | 30 | - |
| CONSENSUAL ENCOUNTER | 1,198 | 609 | 180 | 40 | 17 |
| KNOWLEDGE OF OUTSTANDING ARREST WARRANT | 549 | 316 | 101 | 21 | 14 |

Results of Stop

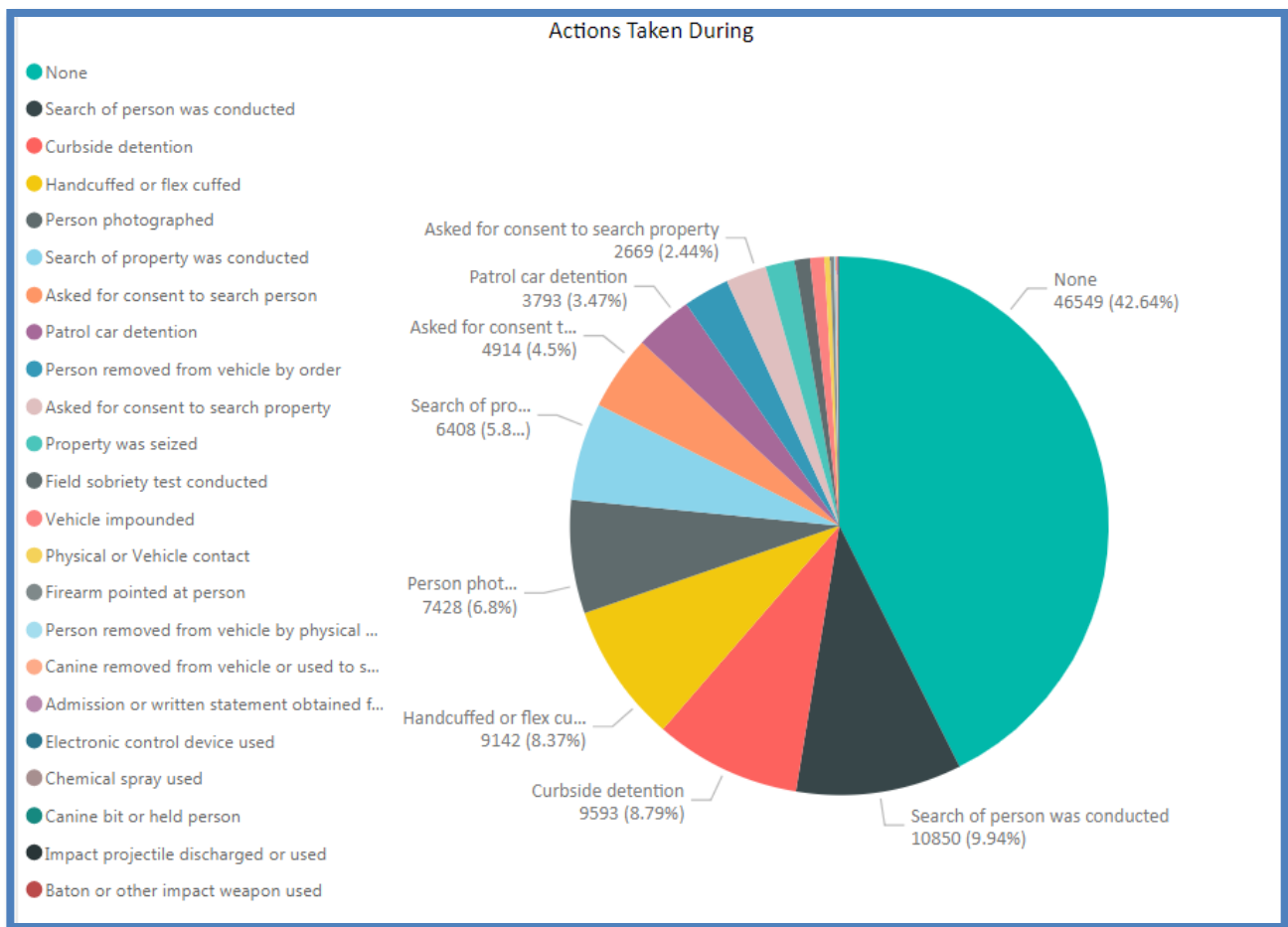
The Result of Stop refers to the results (71,945) of what occurred after the RIPA stop was completed. Note, a single stop may have multiple results due to the number of individuals on the stop and the law enforcement findings during the stop. The top three Results of Stop were: 1. Citation for Infraction 34.8% (25,092), 2. Warning 24.8% (17,900), and 3. No Action 15.6% (11,224). There was a significant number of No Action results and analysis of these stops showed that these circumstances had similarities such as: the individuals stopped were detained during warrants, individuals were passengers who were detained during the traffic stop, and individuals were subject to a probation or parole compliance check which did not result in a search.





Actions Taken During the Stop

Actions Taken During the Stop refers to the deputy's actions while the stop was occurring. In 2019, there 109,166 Actions Taken During the Stop by deputies. More than one action was taken during some stops, hence the higher number of actions compared to total number of stops. The top result for Actions Taken During the Stop was None 42.6% (46,549) and this is due to most stops resulting in a Citation, Warning, or No Action taken. The next top three results were Search of Person 9.9% (10,850), Curbside Detention 8.7% (9,593), and Handcuffed or Flex Cuffed 8.3% (9,142). The following pie chart shows the overall distribution of Actions Taken During the Stop and the list of potential actions that can be taken by the deputy.





Analysis of Searches Conducted

| PERCEIVED RACE | INDIVIDUALS STOPPED | SEARCH OF PERSON WAS CONDUCTED | PERSON SEARCH PERCENTAGE | SEARCH OF PROPERTY WAS CONDUCTED | PROPERTY SEARCH PERCENTAGE |
|-------------------------------|---------------------|--------------------------------|--------------------------|----------------------------------|----------------------------|
| WHITE | 35,251 | 5,927 | 16.8% | 3,459 | 9.8% |
| HISPANIC/LATINO/A | 19,670 | 3,239 | 16.4% | 1,991 | 10.1% |
| BLACK/AFRICAN AMERICAN | 5,423 | 1,101 | 20.3% | 634 | 11.6% |
| ASIAN | 2,584 | 141 | 5.4% | 83 | 3.2% |
| MIDDLE EASTERN OR SOUTH ASIAN | 2,087 | 122 | 5.8% | 54 | 2.5% |
| PACIFIC ISLANDER | 636 | 97 | 15.2% | 56 | 8.8% |
| NATIVE AMERICAN | 423 | 139 | 32.8% | 82 | 19.3% |
| MULTIRACIAL | 392 | 84 | 21.4% | 49 | 12.5% |
| TOTAL | 66,466 | 10,850 | 16.3% | 6,408 | 9.6% |

The inclusion of analysis related to findings in a search is relevant to creating best practices for law enforcement contacts as it provides contextual and trend information that assist with officer safety. The above table provides the overview of the Stops by Perceived Race and relation to searches conducted on either person or property. Native American was the Perceived Race with the highest rate of search at 32.8%, followed by Multiracial at 21.4% then Black/African American at 20.3%. The top result for Basis of Search across perceived races was either Incident to Arrest or Condition of Parole/Probation/PRCS/Mandatory Supervision.

Searches are conducted as an investigative action taken by deputies in the course of performing their law enforcement contact. Search yield rate (labeled as "Search Hit Rate" in the table) refers to the proportion of individuals that deputies searched who were found to be in possession of contraband or evidence. In analyzing the search yield rates by perceived race, there were differences in the rates per perceived race. However, though findings of a search is a factor assessed by the RIPA board, it is dependent on the individual searched rather than the deputy's perceptions. The search yield rate for a stop with search were highest for Native Americans (24.31%), Whites (23.92%), and Multiracial (listed as Multi-Race in table) (22.22%).

| | |
|-------------------------------|----------------|
| Native American | 24.31 % |
| White | 23.92 % |
| Multi-Race | 22.22 % |
| Hispanic/Latino/a | 21.85 % |
| Pacific Islander | 21.82 % |
| Black/African American | 21.03 % |
| Middle Eastern or South Asian | 19.85 % |
| Asian | 18.47 % |
| Total | 22.84 % |



Additional Analysis

Deputies' stops/searches of perceived limited English speakers compromised less than 3% (1867) of all stops. Perceived non-English speaking students were statistically 0% (236 people) of all stops, and 0% of stops were non gender conforming (31 people), while perceived or known disability were less than 3% (1770) of all stops. We did not conduct a further breakdown of the outcomes of stops related to these groups as the sample size was not statistically significant enough to show percentage comparisons or was skewed by other factors. An example would be if someone perceived as gender non-conforming were stopped, and that same person is stopped multiple times, it would significantly impact the data analysis. Additionally, there are 17 separate stop outcomes which would not give statistically valid responses when it involves 31 stops (which could be 1 person 31 times).

Additionally, all categories may or may not match other departmental sources for several data sets to include, but not limited to arrests, arrest warrants, citations, and use of force. For outcomes, deputies are allowed to mark a single category or multiple categories based on their perception. A deputy can issue a citation and may or may not enter it as an outcome in RIPA because it depends if the citation is a lesser offense included in a custodial arrest. Additionally, the Department's RIPA data does not include those arrests conducted as rebooking while in custody, arrests as part of a search warrant, arrests in a courtroom under the direction of a judge, and arrests inside a detention facility.

Departmental use of force data is collected differently. For example, if five deputies point a weapon at an armed suspect, it would count as one RIPA entry, but for Department of Justice reporting guidelines, the SDSD would have to provide a use of force report for each deputy. It is important to keep this in mind as these categories are applied to other sub-categories, which create a statistically insignificant data set due to the small sample size.

It is also important to note that RIPA reported stop activity was conducted with higher frequency by those cities, jurisdictional areas, that had dedicated traffic units. The stations that had units with deputies whose main responsibility was to enforce traffic laws conducted the highest number of stops. The table to the right provides the top 15 cities and unincorporated communities where stops were conducted.

| CITY (TOP 15) | NUMBER OF STOPS |
|----------------|-----------------|
| ENCINITAS | 8,466 |
| SANTEE | 8,099 |
| VISTA | 6,772 |
| SAN MARCOS | 5,315 |
| POWAY | 5,049 |
| SAN DIEGO | 2,987 |
| SPRING VALLEY | 2,782 |
| IMPERIAL BEACH | 2,422 |
| LAKESIDE | 2,200 |
| EL CAJON | 2,193 |
| LEMON GROVE | 2,029 |
| ALPINE | 1,675 |
| SOLANA BEACH | 1,572 |
| FALLBROOK | 1,335 |
| RAMONA | 1,264 |



Appendix

Appendix A - San Diego County Sheriff's Department Non-Biased Based Policing Policy & Procedures

Appendix B - Data Collected from San Diego County Sheriff's Department RIPA Application



Appendix A – San Diego County Sheriff's Non-Biased Based Policing

San Diego County Sheriff's Department - Policy Section

2.1 RULES OF CONDUCT FOR MEMBERS OF THE SAN DIEGO COUNTY SHERIFF'S DEPARTMENT

All employees shall conform to Federal, State, and Local laws, as well as to the policies of this Department. It shall be the responsibility of all employees to familiarize themselves and comply with all such policies, orders, directives, rules and regulations of this Department. (02-12-13) (Reviewed 05/01/15)

2.55 NON-BIASED BASED POLICING

Members of the San Diego County Sheriff's Department are prohibited from inappropriately or unlawfully considering race, ethnicity, religion, national origin, sexual orientation, gender, or lifestyle in deciding whether or not enforcement intervention will occur.

Effective July 1, 2018, all detentions or searches meeting the documentation requirements of Assembly Bill 953, The Racial and Identity Profiling Act (RIPA) and Government Code section 12525.5 shall be documented in accordance with Department Policy, Procedure, and the law. (08-28-18)

2.56 OFF DUTY INTERVENTION POLICY

Law enforcement officers whose on duty employment involves performing police functions, retain full power and authority to act as peace officers when off duty. Prior to taking law enforcement action, off duty peace officers who observe or who are told of criminal activity, shall first consider contacting the appropriate law enforcement agency and have on duty officers/deputies respond. Off duty peace officers should, if possible make mental notes of the criminal incident and attempt to be a good witness to the event. (07-11-08) (Reviewed 05/01/15)

SECTION 2 Rules of Conduct



San Diego County Sheriff's Department - Procedure Section

Employees shall not use or handle lethal or less lethal weapons (including chemical agents, saps, batons, taser guns, etc.) in a careless or imprudent manner. Employees shall use these weapons in accordance with law and established Departmental procedures. (Reviewed 1-16-2011)

2.51 Arrest, Search and Seizure

Employees shall not make any arrest, search or seizure, nor conduct any investigation or official Department business, in a manner which they know or ought to know is not in accordance with law and established Department policies and procedures. (Reviewed 1-16-2011)

2.52 Conflicts of Interest

No employee shall make, participate in making or in any way attempt to use his or her official position to influence a governmental decision in which the employee knows, or has reason to know, that he or she has a financial interest. (Govt. Code ' ' 1090, 87100 et seq.). (Reviewed 1-16-2011)

2.53 Discrimination

Employees shall not express any prejudice or harassment concerning race, religious creed, color, national origin, ancestry, physical or mental disability, medical condition, pregnancy, marital status, gender, age, political beliefs, sexual orientation, lifestyle or similar personal characteristics.

Examples of discriminatory acts which will not be tolerated include the use of verbal derogatory comments, slurs, or jokes, derogatory pictures, cartoons or posters and actions which result in a person being treated unequally. (Reviewed 1-27-2011)

2.54 Sexual Harassment

Employees shall not participate in or allow behaviors or situations that they know or should know, constitute sexual harassment as outlined in state and federal law. Employees shall take swift action to stop the offensive behavior or correct the situation. Employees shall not retaliate in any way against a complaining party or witness involved in sexual harassment allegations. (08-18-97) (Reviewed 1-16-2011)

2.55 Non-Biased Based Policing

A. All investigative detentions, traffic stops, arrests, searches, and seizures of property by employees will be based on a standard of reasonable suspicion or probable cause as required by the Fourth Amendment of the U.S. Constitution and relevant statutory authority. Employees must be able to articulate specific facts and circumstances, which support probable cause or reasonable suspicion for an arrest, traffic stop, investigation, detention or search.

B. Except as provided in this procedure, employees shall not consider race, ethnicity, religion, national origin, sexual orientation, gender, or lifestyle in establishing either reasonable suspicion or probable cause.

SECTION 2 RULES OF CONDUCT



San Diego County Sheriff's Department - Procedure Section

Appropriate consideration of race, ethnicity, origin, sexual orientation, and gender shall be used for purposes of housing, classification, transportation or any other matters affecting an inmate's status when necessary for the safety and security of the inmate or the institution. Consideration of the above-mentioned personal characteristics shall not be used for purposes of inmate discipline.

C. Employees may take into account a reported descriptor such as race, ethnicity, religion, national origin, sexual orientation, gender, or lifestyle of a specific suspect or suspects based on credible, reliable and locally relevant information that links a person(s) of a specific descriptor to a particular criminal incident(s). Race, ethnicity, religion, national origin, sexual orientation, gender, or lifestyle can never be the sole factor in establishing reasonable suspicion or probable cause, but can, in the restricted circumstances described above, be one factor of the totality of the circumstances.

D. To further this effort and comply with state law, employees will be required to collect and document all information required under Assembly Bill 953, The Racial and Identity Profiling Act (RIPA). The regulations specify the reporting requirements and data that shall be collected and reported on each detention or search, including consensual searches, by a peace officer, consistent with Government Code section 12525.5, the updated definition of "racial or identity profiling" listed there, and the guidelines provided by the California Attorney General and/or California Department of Justice regarding its application. The answers are to be based on the deputy's perception at the time of the stop and not utilize external reference information, questioning, or other personal identifying information to formulate their responses.

Data collection will begin July 1, 2018, and be entered using the Sheriff's RIPA specific application. The application can be accessed via a desktop computer, Mobile Data Computer (MDC), or other mobile device connected to the Sheriff's network. When applicable, the deputy shall enter all required data as soon as practical, but no later than the end of shift barring extreme circumstances.

In the event the application cannot be used for technical or logistical reasons, the information shall be temporarily recorded on an SO-210 RIPA Temporary Collection Form until access to the application can be restored, at-which point the data must be entered as soon as practical.

Deputies shall not report RIPA data related to detentions/contacts that occur in a custodial setting. Per the California Department of Justice, "custodial setting" is defined as: correctional institutions, juvenile detention facilities, and jails, including parking lots and grounds within the perimeter of these enumerated facilities. Custodial setting does not include home detention or any circumstances where persons are under house arrest outside of correctional institutions, juvenile detention facilities, or jails. (08-28-18)

2.56 Off Duty Intervention

In determining whether or not to intervene, the off duty peace officer should consider the totality of the situation. In a case where action is considered necessary, to prevent death, the possibility of death or serious bodily injury, significant property damage or loss, the off duty peace officer should consider the offense involved, the difficulty that being off duty tactically and operationally presents, and/or other factors as articulated and observed by the off duty peace officer.

If an off duty peace officer intervenes in the criminal conduct, he/she must, if reasonably possible, identify themselves, their agency and their intent to stop the criminal conduct. Any law enforcement action taken by the peace officer will be governed by the policies and procedures, rules and regulations that apply to on duty personnel.

When outside the limits of their jurisdiction, but within the State of California, off duty peace officers may assist any law enforcement officer who appears to be in need of immediate

SECTION 2 RULES OF CONDUCT



Appendix B – Data Tables

Perceived Race

Table 1: Number of stopped individuals by Perceived Race

| PERCEIVED RACE | NUMBER OF STOPS |
|-------------------------------|-----------------|
| WHITE | 35251 |
| HISPANIC/LATINO/A | 19670 |
| BLACK/AFRICAN AMERICAN | 5423 |
| ASIAN | 2584 |
| MIDDLE EASTERN OR SOUTH ASIAN | 2087 |
| PACIFIC ISLANDER | 636 |
| NATIVE AMERICAN | 423 |
| MULTI-RACE | 392 |
| TOTAL | 66466 |

Perceived Gender

Table 2: Number of stopped individuals by Perceived Gender

| PERCEIVED GENDER | NUMBER OF STOPS |
|------------------------|-----------------|
| MALE | 44092 |
| FEMALE | 22150 |
| TRANSGENDER MAN/BOY | 121 |
| TRANSGENDER WOMAN/GIRL | 72 |
| GENDER NON-CONFORMING | 31 |
| TOTAL | 66466 |



Perceived Age

Table 3: Number of stopped individuals by Perceived Age

| PERCEIVED AGE GROUP | NUMBER OF STOPS |
|---------------------|-----------------|
| 0 - 5 | 158 |
| 6 - 10 | 110 |
| 11 - 15 | 688 |
| 16 - 20 | 6630 |
| 21 - 25 | 10608 |
| 26 - 30 | 10689 |
| 31 - 35 | 7764 |
| 36 - 40 | 7826 |
| 41 - 45 | 5274 |
| 46 - 50 | 6378 |
| 51 - 55 | 3488 |
| 56 - 60 | 3604 |
| 61 - 65 | 1578 |
| 66 - 70 | 916 |
| 71 - 75 | 357 |
| 76 - 80 | 266 |
| 81 - 85 | 69 |
| 86 - 90 | 38 |
| 91 - 95 | 8 |
| 96 - 100 | 17 |
| TOTAL | 66466 |

Reason for Stop

Table 4: Number of stopped individuals by Reason for Stop

| REASON FOR STOP | NUMBER OF STOPS |
|---|-----------------|
| TRAFFIC VIOLATION | 44530 |
| REASONABLE SUSPICION | 15822 |
| KNOWN TO BE ON PAROLE / PROBATION / PRCS / MANDATORY SUPERVISION | 2306 |
| CONSENSUAL ENCOUNTER RESULTING IN A SEARCH | 2092 |
| KNOWLEDGE OF OUTSTANDING ARREST WARRANT/WANTED PERSON | 1043 |
| INVESTIGATION TO DETERMINE WHETHER THE PERSON WAS TRUANT | 635 |
| DETERMINE WHETHER THE STUDENT VIOLATED SCHOOL POLICY | 32 |
| POSSIBLE CONDUCT WARRANTING DISCIPLINE UNDER EDUCATION CODE SECTIONS 48900, 48900.2, 48900.3, 48900.4 AND 48900.7 | 6 |
| TOTAL | 66466 |



Table 4.1: Number of stopped individuals by Reason for Stop, by Perceived Race

| PERCEIVED RACE | REASON FOR STOP | NUMBER OF STOPS |
|-------------------------------|--|-----------------|
| WHITE | Traffic Violation | 23252 |
| HISPANIC/LATINO/A | Traffic Violation | 13442 |
| WHITE | Reasonable Suspicion | 8646 |
| HISPANIC/LATINO/A | Reasonable Suspicion | 4357 |
| BLACK/AFRICAN AMERICAN | Traffic Violation | 2903 |
| ASIAN | Traffic Violation | 2215 |
| BLACK/AFRICAN AMERICAN | Reasonable Suspicion | 1987 |
| MIDDLE EASTERN OR SOUTH ASIAN | Traffic Violation | 1788 |
| WHITE | Known to be on Parole / Probation / PRCS / Mandatory Supervision | 1247 |
| WHITE | Consensual Encounter resulting in a search | 1198 |
| HISPANIC/LATINO/A | Known to be on Parole / Probation / PRCS / Mandatory Supervision | 744 |
| HISPANIC/LATINO/A | Consensual Encounter resulting in a search | 609 |
| WHITE | Knowledge of outstanding arrest warrant/wanted person | 549 |
| PACIFIC ISLANDER | Traffic Violation | 476 |
| WHITE | Investigation to determine whether the person was truant | 351 |
| HISPANIC/LATINO/A | Knowledge of outstanding arrest warrant/wanted person | 316 |
| ASIAN | Reasonable Suspicion | 268 |
| MIDDLE EASTERN OR SOUTH ASIAN | Reasonable Suspicion | 242 |
| MULTI-RACE | Traffic Violation | 240 |
| NATIVE AMERICAN | Traffic Violation | 214 |
| BLACK/AFRICAN AMERICAN | Known to be on Parole / Probation / PRCS / Mandatory Supervision | 187 |
| BLACK/AFRICAN AMERICAN | Consensual Encounter resulting in a search | 180 |
| HISPANIC/LATINO/A | Investigation to determine whether the person was truant | 177 |
| MULTI-RACE | Reasonable Suspicion | 112 |
| NATIVE AMERICAN | Reasonable Suspicion | 109 |
| BLACK/AFRICAN AMERICAN | Knowledge of outstanding arrest warrant/wanted person | 101 |
| PACIFIC ISLANDER | Reasonable Suspicion | 101 |
| BLACK/AFRICAN AMERICAN | Investigation to determine whether the person was truant | 64 |
| NATIVE AMERICAN | Known to be on Parole / Probation / PRCS / Mandatory Supervision | 43 |
| ASIAN | Consensual Encounter resulting in a search | 40 |



| | | |
|--------------------------------------|---|--------------|
| ASIAN | Known to be on Parole / Probation / PRCS / Mandatory Supervision | 30 |
| NATIVE AMERICAN | Knowledge of outstanding arrest warrant/wanted person | 26 |
| PACIFIC ISLANDER | Known to be on Parole / Probation / PRCS / Mandatory Supervision | 25 |
| HISPANIC/LATINO/A | Determine whether the student violated school policy | 22 |
| ASIAN | Knowledge of outstanding arrest warrant/wanted person | 21 |
| MULTI-RACE | Known to be on Parole / Probation / PRCS / Mandatory Supervision | 19 |
| NATIVE AMERICAN | Consensual Encounter resulting in a search | 18 |
| MIDDLE EASTERN OR SOUTH ASIAN | Consensual Encounter resulting in a search | 17 |
| PACIFIC ISLANDER | Consensual Encounter resulting in a search | 16 |
| MIDDLE EASTERN OR SOUTH ASIAN | Knowledge of outstanding arrest warrant/wanted person | 14 |
| MULTI-RACE | Consensual Encounter resulting in a search | 14 |
| MIDDLE EASTERN OR SOUTH ASIAN | Investigation to determine whether the person was truant | 13 |
| NATIVE AMERICAN | Investigation to determine whether the person was truant | 13 |
| PACIFIC ISLANDER | Knowledge of outstanding arrest warrant/wanted person | 13 |
| MIDDLE EASTERN OR SOUTH ASIAN | Known to be on Parole / Probation / PRCS / Mandatory Supervision | 11 |
| ASIAN | Investigation to determine whether the person was truant | 9 |
| WHITE | Determine whether the student violated school policy | 7 |
| PACIFIC ISLANDER | Investigation to determine whether the person was truant | 5 |
| HISPANIC/LATINO/A | Possible conduct warranting discipline under Education Code sections 48900, 48900.2, 48900.3, 48900.4 and 48900.7 | 3 |
| MULTI-RACE | Investigation to determine whether the person was truant | 3 |
| MULTI-RACE | Knowledge of outstanding arrest warrant/wanted person | 3 |
| MIDDLE EASTERN OR SOUTH ASIAN | Possible conduct warranting discipline under Education Code sections 48900, 48900.2, 48900.3, 48900.4 and 48900.7 | 2 |
| ASIAN | Determine whether the student violated school policy | 1 |
| BLACK/AFRICAN AMERICAN | Determine whether the student violated school policy | 1 |
| MULTI-RACE | Determine whether the student violated school policy | 1 |
| WHITE | Possible conduct warranting discipline under Education Code sections 48900, 48900.2, 48900.3, 48900.4 and 48900.7 | 1 |
| TOTAL | | 66466 |



Table 4.2: Number of stopped individuals by Reason for Stop, by Perceived Gender

| PERCEIVED GENDER | REASON FOR STOP | NUMBER OF STOPS |
|------------------------|---|-----------------|
| MALE | Traffic Violation | 28099 |
| FEMALE | Traffic Violation | 16373 |
| MALE | Reasonable Suspicion | 11416 |
| FEMALE | Reasonable Suspicion | 4285 |
| MALE | Known to be on Parole / Probation / PRCS / Mandatory Supervision | 1780 |
| MALE | Consensual Encounter resulting in a search | 1558 |
| MALE | Knowledge of outstanding arrest warrant/wanted person | 770 |
| FEMALE | Consensual Encounter resulting in a search | 526 |
| FEMALE | Known to be on Parole / Probation / PRCS / Mandatory Supervision | 492 |
| MALE | Investigation to determine whether the person was truant | 440 |
| FEMALE | Knowledge of outstanding arrest warrant/wanted person | 271 |
| FEMALE | Investigation to determine whether the person was truant | 194 |
| TRANSGENDER MAN/BOY | Reasonable Suspicion | 65 |
| TRANSGENDER WOMAN/GIRL | Reasonable Suspicion | 31 |
| TRANSGENDER MAN/BOY | Traffic Violation | 28 |
| GENDER NON-CONFORMING | Reasonable Suspicion | 25 |
| MALE | Determine whether the student violated school policy | 25 |
| TRANSGENDER WOMAN/GIRL | Traffic Violation | 24 |
| TRANSGENDER MAN/BOY | Known to be on Parole / Probation / PRCS / Mandatory Supervision | 22 |
| TRANSGENDER WOMAN/GIRL | Known to be on Parole / Probation / PRCS / Mandatory Supervision | 12 |
| FEMALE | Determine whether the student violated school policy | 7 |
| GENDER NON-CONFORMING | Traffic Violation | 6 |
| TRANSGENDER MAN/BOY | Consensual Encounter resulting in a search | 5 |
| MALE | Possible conduct warranting discipline under Education Code sections 48900, 48900.2, 48900.3, 48900.4 and 48900.7 | 4 |
| TRANSGENDER WOMAN/GIRL | Consensual Encounter resulting in a search | 3 |
| FEMALE | Possible conduct warranting discipline under Education Code sections 48900, 48900.2, 48900.3, 48900.4 and 48900.7 | 2 |
| TRANSGENDER MAN/BOY | Knowledge of outstanding arrest warrant/wanted person | 1 |
| TRANSGENDER WOMAN/GIRL | Investigation to determine whether the person was truant | 1 |
| TRANSGENDER WOMAN/GIRL | Knowledge of outstanding arrest warrant/wanted person | 1 |
| TOTAL | | 66466 |



Result of Stop

Table 5: Number of stopped individuals by Result of Stop

| RESULT OF STOP | NUMBER OF STOPS |
|---|-----------------|
| CITATION FOR INFRACTION | 23677 |
| WARNING (VERBAL OR WRITTEN) | 17681 |
| NO ACTION | 11224 |
| FIELD INTERVIEW CARD COMPLETED | 5296 |
| CUSTODIAL ARREST WITHOUT WARRANT | 5267 |
| CUSTODIAL ARREST PURSUANT TO OUTSTANDING WARRANT | 2047 |
| IN-FIELD CITE AND RELEASE | 1879 |
| PSYCHIATRIC HOLD | 1413 |
| NONCRIMINAL TRANSPORT OR CARETAKING TRANSPORT | 369 |
| CONTACTED PARENT/LEGAL GUARDIAN OR OTHER PERSON RESPONSIBLE FOR THE MINOR | 225 |
| REFERRAL TO SCHOOL ADMINISTRATOR | 65 |
| REFERRAL TO SCHOOL COUNSELOR OR OTHER SUPPORT STAFF | 29 |
| TOTAL | 69172 |

Table 5.1: Number of stopped individuals by Result of Stop by Perceived Race

| PERCEIVED RACE | RESULTS OF THE STOP | NUMBER OF STOPS |
|------------------------|----------------------------------|-----------------|
| WHITE | Citation for infraction | 13449 |
| WHITE | Warning (verbal or written) | 8799 |
| HISPANIC/LATINO/A | Citation for infraction | 6265 |
| WHITE | No Action | 5584 |
| HISPANIC/LATINO/A | Warning (verbal or written) | 5495 |
| HISPANIC/LATINO/A | No Action | 3666 |
| WHITE | Custodial Arrest without warrant | 2762 |
| WHITE | Field interview card completed | 2624 |
| HISPANIC/LATINO/A | Field interview card completed | 1788 |
| HISPANIC/LATINO/A | Custodial Arrest without warrant | 1687 |
| BLACK/AFRICAN AMERICAN | Warning (verbal or written) | 1582 |
| ASIAN | Citation for infraction | 1279 |
| BLACK/AFRICAN AMERICAN | Citation for infraction | 1237 |



| | | |
|--------------------------------------|---|------|
| BLACK/AFRICAN AMERICAN | No Action | 1131 |
| WHITE | Custodial Arrest pursuant to outstanding warrant | 1075 |
| MIDDLE EASTERN OR SOUTH ASIAN | Citation for infraction | 1019 |
| WHITE | Psychiatric hold | 902 |
| WHITE | In-field cite and release | 894 |
| ASIAN | Warning (verbal or written) | 770 |
| HISPANIC/LATINO/A | In-field cite and release | 687 |
| MIDDLE EASTERN OR SOUTH ASIAN | Warning (verbal or written) | 650 |
| BLACK/AFRICAN AMERICAN | Field interview card completed | 617 |
| HISPANIC/LATINO/A | Custodial Arrest pursuant to outstanding warrant | 603 |
| BLACK/AFRICAN AMERICAN | Custodial Arrest without warrant | 507 |
| ASIAN | No Action | 331 |
| HISPANIC/LATINO/A | Psychiatric hold | 314 |
| PACIFIC ISLANDER | Citation for infraction | 263 |
| MIDDLE EASTERN OR SOUTH ASIAN | No Action | 255 |
| BLACK/AFRICAN AMERICAN | Custodial Arrest pursuant to outstanding warrant | 249 |
| WHITE | Noncriminal transport or caretaking transport | 240 |
| BLACK/AFRICAN AMERICAN | In-field cite and release | 189 |
| PACIFIC ISLANDER | Warning (verbal or written) | 163 |
| MULTI-RACE | Citation for infraction | 122 |
| BLACK/AFRICAN AMERICAN | Psychiatric hold | 117 |
| NATIVE AMERICAN | Warning (verbal or written) | 112 |
| NATIVE AMERICAN | No Action | 111 |
| MULTI-RACE | Warning (verbal or written) | 110 |
| HISPANIC/LATINO/A | Contacted parent/legal guardian or other person responsible for the minor | 102 |
| PACIFIC ISLANDER | No Action | 89 |
| MIDDLE EASTERN OR SOUTH ASIAN | Custodial Arrest without warrant | 88 |
| WHITE | Contacted parent/legal guardian or other person responsible for the minor | 87 |
| ASIAN | Field interview card completed | 83 |
| HISPANIC/LATINO/A | Noncriminal transport or caretaking transport | 80 |
| ASIAN | Custodial Arrest without warrant | 73 |



| | | |
|--------------------------------------|---|----|
| MIDDLE EASTERN OR SOUTH ASIAN | Field interview card completed | 64 |
| NATIVE AMERICAN | Custodial Arrest without warrant | 63 |
| MULTI-RACE | No Action | 57 |
| PACIFIC ISLANDER | Field interview card completed | 46 |
| HISPANIC/LATINO/A | Referral to school administrator | 45 |
| NATIVE AMERICAN | Field interview card completed | 44 |
| PACIFIC ISLANDER | Custodial Arrest without warrant | 44 |
| MULTI-RACE | Custodial Arrest without warrant | 43 |
| NATIVE AMERICAN | Citation for infraction | 43 |
| NATIVE AMERICAN | Custodial Arrest pursuant to outstanding warrant | 40 |
| ASIAN | In-field cite and release | 38 |
| MIDDLE EASTERN OR SOUTH ASIAN | In-field cite and release | 35 |
| ASIAN | Psychiatric hold | 33 |
| ASIAN | Custodial Arrest pursuant to outstanding warrant | 30 |
| MULTI-RACE | Field interview card completed | 30 |
| BLACK/AFRICAN AMERICAN | Contacted parent/legal guardian or other person responsible for the minor | 25 |
| PACIFIC ISLANDER | Custodial Arrest pursuant to outstanding warrant | 25 |
| BLACK/AFRICAN AMERICAN | Noncriminal transport or caretaking transport | 23 |
| HISPANIC/LATINO/A | Referral to school counselor or other support staff | 21 |
| PACIFIC ISLANDER | In-field cite and release | 16 |
| MIDDLE EASTERN OR SOUTH ASIAN | Custodial Arrest pursuant to outstanding warrant | 15 |
| MIDDLE EASTERN OR SOUTH ASIAN | Psychiatric hold | 15 |
| MULTI-RACE | Psychiatric hold | 14 |
| MULTI-RACE | In-field cite and release | 11 |
| WHITE | Referral to school administrator | 11 |
| MULTI-RACE | Custodial Arrest pursuant to outstanding warrant | 10 |
| NATIVE AMERICAN | In-field cite and release | 9 |
| NATIVE AMERICAN | Psychiatric hold | 9 |
| PACIFIC ISLANDER | Psychiatric hold | 9 |
| ASIAN | Noncriminal transport or caretaking transport | 7 |



| | | |
|--------------------------------------|---|--------------|
| MIDDLE EASTERN OR SOUTH ASIAN | Noncriminal transport or caretaking transport | 7 |
| BLACK/AFRICAN AMERICAN | Referral to school administrator | 5 |
| MULTI-RACE | Contacted parent/legal guardian or other person responsible for the minor | 4 |
| MULTI-RACE | Noncriminal transport or caretaking transport | 4 |
| NATIVE AMERICAN | Noncriminal transport or caretaking transport | 4 |
| PACIFIC ISLANDER | Noncriminal transport or caretaking transport | 4 |
| WHITE | Referral to school counselor or other support staff | 4 |
| MIDDLE EASTERN OR SOUTH ASIAN | Contacted parent/legal guardian or other person responsible for the minor | 3 |
| BLACK/AFRICAN AMERICAN | Referral to school counselor or other support staff | 2 |
| MULTI-RACE | Referral to school administrator | 2 |
| PACIFIC ISLANDER | Contacted parent/legal guardian or other person responsible for the minor | 2 |
| ASIAN | Contacted parent/legal guardian or other person responsible for the minor | 1 |
| ASIAN | Referral to school administrator | 1 |
| ASIAN | Referral to school counselor or other support staff | 1 |
| MULTI-RACE | Referral to school counselor or other support staff | 1 |
| NATIVE AMERICAN | Contacted parent/legal guardian or other person responsible for the minor | 1 |
| PACIFIC ISLANDER | Referral to school administrator | 1 |
| TOTAL | | 69172 |

Table 5.2: Number of stopped individuals by Result of Stop, by Perceived Gender

| PERCEIVED GENDER | RESULT OF THE STOP | NUMBER OF STOPS |
|-------------------------|--|------------------------|
| MALE | Citation for infraction | 13548 |
| MALE | Warning (verbal or written) | 12288 |
| FEMALE | Citation for infraction | 10110 |
| MALE | No Action | 8131 |
| FEMALE | Warning (verbal or written) | 5367 |
| MALE | Field interview card completed | 4128 |
| MALE | Custodial Arrest without warrant | 3897 |
| FEMALE | No Action | 2998 |
| MALE | Custodial Arrest pursuant to outstanding warrant | 1567 |



| | | |
|-------------------------------|---|------|
| FEMALE | Custodial Arrest without warrant | 1325 |
| MALE | In-field cite and release | 1296 |
| FEMALE | Field interview card completed | 1147 |
| MALE | Psychiatric hold | 745 |
| FEMALE | Psychiatric hold | 650 |
| FEMALE | In-field cite and release | 582 |
| FEMALE | Custodial Arrest pursuant to outstanding warrant | 471 |
| MALE | Noncriminal transport or caretaking transport | 216 |
| FEMALE | Noncriminal transport or caretaking transport | 152 |
| MALE | Contacted parent/legal guardian or other person responsible for the minor | 151 |
| FEMALE | Contacted parent/legal guardian or other person responsible for the minor | 74 |
| TRANSGENDER MAN/BOY | No Action | 54 |
| MALE | Referral to school administrator | 45 |
| TRANSGENDER WOMAN/GIRL | No Action | 33 |
| TRANSGENDER MAN/BOY | Custodial Arrest without warrant | 24 |
| FEMALE | Referral to school administrator | 20 |
| MALE | Referral to school counselor or other support staff | 16 |
| TRANSGENDER WOMAN/GIRL | Custodial Arrest without warrant | 16 |
| FEMALE | Referral to school counselor or other support staff | 13 |
| TRANSGENDER MAN/BOY | Psychiatric hold | 12 |
| TRANSGENDER MAN/BOY | Warning (verbal or written) | 11 |
| TRANSGENDER MAN/BOY | Citation for infraction | 9 |
| GENDER NON-CONFORMING | Field interview card completed | 8 |
| GENDER NON-CONFORMING | No Action | 8 |
| TRANSGENDER WOMAN/GIRL | Warning (verbal or written) | 8 |
| GENDER NON-CONFORMING | Warning (verbal or written) | 7 |
| TRANSGENDER MAN/BOY | Field interview card completed | 7 |
| GENDER NON-CONFORMING | Citation for infraction | 6 |
| TRANSGENDER MAN/BOY | Custodial Arrest pursuant to outstanding warrant | 6 |
| TRANSGENDER WOMAN/GIRL | Field interview card completed | 6 |
| GENDER NON-CONFORMING | Custodial Arrest without warrant | 5 |
| TRANSGENDER WOMAN/GIRL | Citation for infraction | 4 |
| TRANSGENDER WOMAN/GIRL | Psychiatric hold | 4 |
| GENDER NON-CONFORMING | Psychiatric hold | 2 |
| TRANSGENDER WOMAN/GIRL | Custodial Arrest pursuant to outstanding warrant | 2 |



| | | |
|-------------------------------|--|--------------|
| GENDER NON-CONFORMING | Custodial Arrest pursuant to outstanding warrant | 1 |
| TRANSGENDER MAN/BOY | In-field cite and release | 1 |
| TRANSGENDER WOMAN/GIRL | Noncriminal transport or caretaking transport | 1 |
| TOTAL | | 69172 |

Actions Taken During the Stop

Table 6: Number of stopped individuals by Actions Taken During the Stop

| ACTION TAKEN DURING STOP | NUMBER OF STOPS |
|---|------------------------|
| NONE | 46549 |
| SEARCH OF PERSON WAS CONDUCTED | 10850 |
| CURBSIDE DETENTION | 9593 |
| HANDCUFFED OR FLEX CUFFED | 9142 |
| PERSON PHOTOGRAPHED | 7428 |
| SEARCH OF PROPERTY WAS CONDUCTED | 6408 |
| ASKED FOR CONSENT TO SEARCH PERSON | 4914 |
| PATROL CAR DETENTION | 3793 |
| PERSON REMOVED FROM VEHICLE BY ORDER | 3011 |
| ASKED FOR CONSENT TO SEARCH PROPERTY | 2669 |
| PROPERTY WAS SEIZED | 1901 |
| FIELD SOBRIETY TEST CONDUCTED | 1005 |
| VEHICLE IMPOUNDED | 936 |
| PHYSICAL OR VEHICLE CONTACT | 381 |
| FIREARM POINTED AT PERSON | 255 |
| PERSON REMOVED FROM VEHICLE BY PHYSICAL CONTACT | 104 |
| CANINE REMOVED FROM VEHICLE OR USED TO SEARCH | 93 |
| ADMISSION OR WRITTEN STATEMENT OBTAINED FROM STUDENT | 73 |
| ELECTRONIC CONTROL DEVICE USED | 28 |
| CHEMICAL SPRAY USED | 17 |
| CANINE BIT OR HELD PERSON | 12 |
| IMPACT PROJECTILE DISCHARGED OR USED | 6 |
| BATON OR OTHER IMPACT WEAPON USED | 2 |
| TOTAL | 109170 |



Table 6.1: Number of stopped individuals by Actions Taken During the Stop, by Perceived Race

| PERCEIVED RACE | ACTIONS TAKEN DURING THE STOP | NUMBER OF STOPS |
|-------------------------------|--------------------------------------|-----------------|
| WHITE | Search of person was conducted | 5927 |
| WHITE | Handcuffed or flex cuffed | 3760 |
| WHITE | Search of property was conducted | 3459 |
| HISPANIC/LATINO/A | Search of person was conducted | 3239 |
| WHITE | Curbside detention | 3064 |
| WHITE | Person photographed | 2467 |
| HISPANIC/LATINO/A | Handcuffed or flex cuffed | 2123 |
| HISPANIC/LATINO/A | Search of property was conducted | 1991 |
| WHITE | Asked for consent to search person | 1716 |
| HISPANIC/LATINO/A | Curbside detention | 1636 |
| WHITE | Patrol car detention | 1577 |
| HISPANIC/LATINO/A | Person photographed | 1404 |
| WHITE | Asked for consent to search property | 1139 |
| BLACK/AFRICAN AMERICAN | Search of person was conducted | 1101 |
| WHITE | Person removed from vehicle by order | 980 |
| HISPANIC/LATINO/A | Asked for consent to search person | 974 |
| WHITE | Property was seized | 878 |
| HISPANIC/LATINO/A | Patrol car detention | 853 |
| BLACK/AFRICAN AMERICAN | Handcuffed or flex cuffed | 789 |
| HISPANIC/LATINO/A | Person removed from vehicle by order | 753 |
| HISPANIC/LATINO/A | Asked for consent to search property | 691 |
| BLACK/AFRICAN AMERICAN | Search of property was conducted | 634 |
| BLACK/AFRICAN AMERICAN | Curbside detention | 594 |
| HISPANIC/LATINO/A | Property was seized | 495 |
| BLACK/AFRICAN AMERICAN | Person photographed | 481 |
| WHITE | Field sobriety test conducted | 383 |
| BLACK/AFRICAN AMERICAN | Patrol car detention | 332 |
| BLACK/AFRICAN AMERICAN | Asked for consent to search person | 308 |
| WHITE | Vehicle impounded | 265 |
| HISPANIC/LATINO/A | Vehicle impounded | 244 |
| BLACK/AFRICAN AMERICAN | Asked for consent to search property | 192 |
| HISPANIC/LATINO/A | Field sobriety test conducted | 182 |
| BLACK/AFRICAN AMERICAN | Person removed from vehicle by order | 168 |
| BLACK/AFRICAN AMERICAN | Property was seized | 144 |
| WHITE | Physical or Vehicle contact | 143 |
| ASIAN | Search of person was conducted | 141 |
| NATIVE AMERICAN | Search of person was conducted | 139 |
| MIDDLE EASTERN OR SOUTH ASIAN | Search of person was conducted | 122 |



| | | |
|--------------------------------------|---|-----|
| ASIAN | Handcuffed or flex cuffed | 102 |
| PACIFIC ISLANDER | Search of person was conducted | 97 |
| HISPANIC/LATINO/A | Physical or Vehicle contact | 96 |
| NATIVE AMERICAN | Handcuffed or flex cuffed | 92 |
| HISPANIC/LATINO/A | Firearm pointed at person | 89 |
| MIDDLE EASTERN OR SOUTH ASIAN | Handcuffed or flex cuffed | 84 |
| MULTI-RACE | Search of person was conducted | 84 |
| ASIAN | Search of property was conducted | 83 |
| NATIVE AMERICAN | Search of property was conducted | 82 |
| NATIVE AMERICAN | Curbside detention | 72 |
| ASIAN | Curbside detention | 62 |
| NATIVE AMERICAN | Person photographed | 60 |
| PACIFIC ISLANDER | Handcuffed or flex cuffed | 59 |
| NATIVE AMERICAN | Patrol car detention | 58 |
| WHITE | Firearm pointed at person | 58 |
| ASIAN | Person photographed | 57 |
| MIDDLE EASTERN OR SOUTH ASIAN | Person photographed | 56 |
| PACIFIC ISLANDER | Person photographed | 56 |
| PACIFIC ISLANDER | Search of property was conducted | 56 |
| MIDDLE EASTERN OR SOUTH ASIAN | Curbside detention | 55 |
| MIDDLE EASTERN OR SOUTH ASIAN | Search of property was conducted | 54 |
| HISPANIC/LATINO/A | Canine removed from vehicle or used to search | 52 |
| MULTI-RACE | Handcuffed or flex cuffed | 50 |
| MULTI-RACE | Search of property was conducted | 49 |
| MIDDLE EASTERN OR SOUTH ASIAN | Patrol car detention | 48 |
| ASIAN | Patrol car detention | 47 |
| PACIFIC ISLANDER | Curbside detention | 47 |
| WHITE | Person removed from vehicle by physical contact | 46 |
| BLACK/AFRICAN AMERICAN | Vehicle impounded | 44 |
| ASIAN | Asked for consent to search person | 42 |
| MIDDLE EASTERN OR SOUTH ASIAN | Asked for consent to search person | 42 |
| MULTI-RACE | Curbside detention | 42 |
| BLACK/AFRICAN AMERICAN | Firearm pointed at person | 33 |
| NATIVE AMERICAN | Person removed from vehicle by order | 33 |
| PACIFIC ISLANDER | Asked for consent to search person | 33 |
| ASIAN | Person removed from vehicle by order | 32 |
| BLACK/AFRICAN AMERICAN | Physical or Vehicle contact | 31 |
| MULTI-RACE | Person photographed | 31 |



| | | |
|--------------------------------------|--|----|
| ASIAN | Property was seized | 25 |
| NATIVE AMERICAN | Asked for consent to search person | 24 |
| MIDDLE EASTERN OR SOUTH ASIAN | Person removed from vehicle by order | 23 |
| MULTI-RACE | Asked for consent to search person | 23 |
| MULTI-RACE | Patrol car detention | 23 |
| PACIFIC ISLANDER | Patrol car detention | 23 |
| ASIAN | Asked for consent to search property | 22 |
| BLACK/AFRICAN AMERICAN | Field sobriety test conducted | 22 |
| HISPANIC/LATINO/A | Admission or written statement obtained from student | 22 |
| NATIVE AMERICAN | Property was seized | 22 |
| HISPANIC/LATINO/A | Person removed from vehicle by physical contact | 20 |
| MIDDLE EASTERN OR SOUTH ASIAN | Asked for consent to search property | 18 |
| NATIVE AMERICAN | Asked for consent to search property | 18 |
| PACIFIC ISLANDER | Person removed from vehicle by order | 18 |
| MULTI-RACE | Asked for consent to search property | 17 |
| WHITE | Canine removed from vehicle or used to search | 17 |
| PACIFIC ISLANDER | Asked for consent to search property | 16 |
| PACIFIC ISLANDER | Property was seized | 15 |
| MIDDLE EASTERN OR SOUTH ASIAN | Property was seized | 14 |
| MULTI-RACE | Person removed from vehicle by order | 14 |
| NATIVE AMERICAN | Field sobriety test conducted | 12 |
| HISPANIC/LATINO/A | Electronic control device used | 10 |
| MULTI-RACE | Property was seized | 10 |
| MIDDLE EASTERN OR SOUTH ASIAN | Vehicle impounded | 9 |
| WHITE | Chemical spray used | 9 |
| WHITE | Electronic control device used | 9 |
| BLACK/AFRICAN AMERICAN | Person removed from vehicle by physical contact | 8 |
| MIDDLE EASTERN OR SOUTH ASIAN | Field sobriety test conducted | 8 |
| NATIVE AMERICAN | Vehicle impounded | 8 |
| ASIAN | Vehicle impounded | 7 |
| NATIVE AMERICAN | Firearm pointed at person | 7 |
| PACIFIC ISLANDER | Vehicle impounded | 7 |
| ASIAN | Physical or Vehicle contact | 6 |
| WHITE | Admission or written statement obtained from student | 6 |
| ASIAN | Field sobriety test conducted | 5 |
| BLACK/AFRICAN AMERICAN | Electronic control device used | 5 |
| HISPANIC/LATINO/A | Chemical spray used | 5 |
| ASIAN | Firearm pointed at person | 4 |
| BLACK/AFRICAN AMERICAN | Canine removed from vehicle or used to search | 4 |



| | | |
|-------------------------------|--|--------------|
| HISPANIC/LATINO/A | Canine bit or held person | 4 |
| MIDDLE EASTERN OR SOUTH ASIAN | Firearm pointed at person | 4 |
| PACIFIC ISLANDER | Field sobriety test conducted | 4 |
| PACIFIC ISLANDER | Physical or Vehicle contact | 4 |
| WHITE | Impact projectile discharged or used | 4 |
| MIDDLE EASTERN OR SOUTH ASIAN | Person removed from vehicle by physical contact | 3 |
| MIDDLE EASTERN OR SOUTH ASIAN | Physical or Vehicle contact | 3 |
| MULTI-RACE | Field sobriety test conducted | 3 |
| MULTI-RACE | Physical or Vehicle contact | 3 |
| MULTI-RACE | Vehicle impounded | 3 |
| NATIVE AMERICAN | Person removed from vehicle by physical contact | 3 |
| NATIVE AMERICAN | Physical or Vehicle contact | 3 |
| WHITE | Canine bit or held person | 3 |
| ASIAN | Person removed from vehicle by physical contact | 2 |
| HISPANIC/LATINO/A | Impact projectile discharged or used | 2 |
| MULTI-RACE | Electronic control device used | 2 |
| MULTI-RACE | Firearm pointed at person | 2 |
| PACIFIC ISLANDER | Firearm pointed at person | 2 |
| ASIAN | Admission or written statement obtained from student | 1 |
| HISPANIC/LATINO/A | Baton or other impact weapon used | 1 |
| MULTI-RACE | Admission or written statement obtained from student | 1 |
| MULTI-RACE | Canine removed from vehicle or used to search | 1 |
| NATIVE AMERICAN | Canine removed from vehicle or used to search | 1 |
| PACIFIC ISLANDER | Canine removed from vehicle or used to search | 1 |
| PACIFIC ISLANDER | Person removed from vehicle by physical contact | 1 |
| WHITE | Baton or other impact weapon used | 1 |
| TOTAL | | 48299 |

Table 6.2: Number of stopped individuals by Actions Taken During the Stop, by Perceived Gender

| PERCEIVED GENDER | ACTIONS TAKEN DURING THE STOP | NUMBER OF STOPS |
|------------------|------------------------------------|-----------------|
| MALE | Search of person was conducted | 8446 |
| MALE | Handcuffed or flex cuffed | 5458 |
| MALE | Search of property was conducted | 4816 |
| MALE | Curbside detention | 4398 |
| MALE | Person photographed | 3540 |
| MALE | Asked for consent to search person | 2530 |
| FEMALE | Search of person was conducted | 2344 |
| MALE | Patrol car detention | 2188 |
| FEMALE | Handcuffed or flex cuffed | 1567 |



| | | |
|-------------------------------|--|------|
| FEMALE | Search of property was conducted | 1546 |
| MALE | Asked for consent to search property | 1539 |
| MALE | Person removed from vehicle by order | 1518 |
| MALE | Property was seized | 1218 |
| FEMALE | Curbside detention | 1129 |
| FEMALE | Person photographed | 1061 |
| FEMALE | Patrol car detention | 760 |
| FEMALE | Asked for consent to search person | 620 |
| FEMALE | Asked for consent to search property | 566 |
| FEMALE | Person removed from vehicle by order | 497 |
| MALE | Vehicle impounded | 457 |
| MALE | Field sobriety test conducted | 447 |
| FEMALE | Property was seized | 380 |
| MALE | Physical or Vehicle contact | 216 |
| FEMALE | Field sobriety test conducted | 169 |
| MALE | Firearm pointed at person | 167 |
| FEMALE | Vehicle impounded | 129 |
| FEMALE | Physical or Vehicle contact | 72 |
| MALE | Person removed from vehicle by physical contact | 70 |
| MALE | Canine removed from vehicle or used to search | 60 |
| TRANSGENDER MAN/BOY | Search of person was conducted | 35 |
| FEMALE | Firearm pointed at person | 31 |
| TRANSGENDER MAN/BOY | Search of property was conducted | 27 |
| TRANSGENDER MAN/BOY | Curbside detention | 26 |
| MALE | Electronic control device used | 24 |
| TRANSGENDER WOMAN/GIRL | Search of person was conducted | 21 |
| MALE | Admission or written statement obtained from student | 20 |
| TRANSGENDER MAN/BOY | Handcuffed or flex cuffed | 20 |
| TRANSGENDER WOMAN/GIRL | Curbside detention | 18 |
| FEMALE | Canine removed from vehicle or used to search | 16 |
| TRANSGENDER WOMAN/GIRL | Search of property was conducted | 16 |
| FEMALE | Person removed from vehicle by physical contact | 13 |
| MALE | Chemical spray used | 11 |
| TRANSGENDER WOMAN/GIRL | Handcuffed or flex cuffed | 11 |
| FEMALE | Admission or written statement obtained from student | 10 |
| TRANSGENDER MAN/BOY | Asked for consent to search person | 8 |
| MALE | Canine bit or held person | 7 |
| TRANSGENDER MAN/BOY | Patrol car detention | 7 |
| MALE | Impact projectile discharged or used | 6 |
| TRANSGENDER MAN/BOY | Person photographed | 5 |
| GENDER NON-CONFORMING | Search of person was conducted | 4 |
| TRANSGENDER MAN/BOY | Asked for consent to search property | 4 |



| | | |
|-------------------------------|--------------------------------------|--------------|
| TRANSGENDER WOMAN/GIRL | Asked for consent to search person | 4 |
| TRANSGENDER WOMAN/GIRL | Asked for consent to search property | 4 |
| TRANSGENDER WOMAN/GIRL | Patrol car detention | 4 |
| TRANSGENDER WOMAN/GIRL | Person photographed | 4 |
| GENDER NON-CONFORMING | Handcuffed or flex cuffed | 3 |
| GENDER NON-CONFORMING | Person removed from vehicle by order | 3 |
| GENDER NON-CONFORMING | Search of property was conducted | 3 |
| FEMALE | Chemical spray used | 3 |
| TRANSGENDER MAN/BOY | Property was seized | 3 |
| GENDER NON-CONFORMING | Patrol car detention | 2 |
| GENDER NON-CONFORMING | Person photographed | 2 |
| MALE | Baton or other impact weapon used | 2 |
| TRANSGENDER MAN/BOY | Field sobriety test conducted | 2 |
| TRANSGENDER WOMAN/GIRL | Person removed from vehicle by order | 2 |
| GENDER NON-CONFORMING | Curbside detention | 1 |
| GENDER NON-CONFORMING | Electronic control device used | 1 |
| GENDER NON-CONFORMING | Firearm pointed at person | 1 |
| GENDER NON-CONFORMING | Property was seized | 1 |
| FEMALE | Electronic control device used | 1 |
| TRANSGENDER MAN/BOY | Person removed from vehicle by order | 1 |
| TRANSGENDER MAN/BOY | Physical or Vehicle contact | 1 |
| TRANSGENDER MAN/BOY | Vehicle impounded | 1 |
| TRANSGENDER WOMAN/GIRL | Field sobriety test conducted | 1 |
| TRANSGENDER WOMAN/GIRL | Property was seized | 1 |
| TOTAL | | 48299 |

Basis for Search

Table 7: Number of stopped individuals by Basis for Search.

| BASIS FOR SEARCH | NUMBER OF STOPS |
|--|------------------------|
| NO SEARCH | 54594 |
| CONDITION OF PAROLE / PROBATION/ PRCS / MANDATORY SUPERVISION | 4444 |
| INCIDENT TO ARREST | 4154 |
| CONSENT GIVEN | 3765 |
| OFFICER SAFETY/SAFETY OF OTHERS | 1322 |
| VEHICLE INVENTORY | 325 |
| VISIBLE CONTRABAND | 311 |
| SUSPECTED WEAPONS | 282 |
| EVIDENCE OF CRIME | 253 |



| | |
|---|-------|
| SEARCH WARRANT | 153 |
| ODOR OF CONTRABAND | 141 |
| EXIGENT CIRCUMSTANCES/EMERGENCY | 51 |
| CANINE DETECTION | 47 |
| SUSPECTED VIOLATION OF SCHOOL POLICY | 38 |
| TOTAL | 69880 |

Table 7.1: Number of stopped individuals by Basis for Search, by Perceived Race

| PERCEIVED RACE | BASIS FOR SEARCH | NUMBER OF STOPS |
|-------------------------------|---|------------------------|
| WHITE | Condition of parole / probation/ PRCS / mandatory supervision | 2598 |
| WHITE | Incident to arrest | 2124 |
| WHITE | Consent given | 1987 |
| HISPANIC/LATINO/A | Incident to arrest | 1308 |
| HISPANIC/LATINO/A | Consent given | 1214 |
| HISPANIC/LATINO/A | Condition of parole / probation/ PRCS / mandatory supervision | 1210 |
| WHITE | Officer Safety/safety of others | 653 |
| BLACK/AFRICAN AMERICAN | Incident to arrest | 476 |
| HISPANIC/LATINO/A | Officer Safety/safety of others | 439 |
| BLACK/AFRICAN AMERICAN | Condition of parole / probation/ PRCS / mandatory supervision | 414 |
| BLACK/AFRICAN AMERICAN | Consent given | 373 |
| WHITE | Visible contraband | 175 |
| HISPANIC/LATINO/A | Vehicle inventory | 167 |
| BLACK/AFRICAN AMERICAN | Officer Safety/safety of others | 143 |
| WHITE | | 140 |
| WHITE | Suspected weapons | 129 |
| WHITE | Vehicle inventory | 121 |
| HISPANIC/LATINO/A | Visible contraband | 101 |
| HISPANIC/LATINO/A | Suspected weapons | 92 |
| HISPANIC/LATINO/A | Evidence of crime | 79 |
| WHITE | Search Warrant | 76 |
| HISPANIC/LATINO/A | Odor of contraband | 69 |
| NATIVE AMERICAN | Condition of parole / probation/ PRCS / mandatory supervision | 69 |
| ASIAN | Incident to arrest | 65 |
| NATIVE AMERICAN | Incident to arrest | 58 |



| | | |
|--------------------------------------|---|----|
| MIDDLE EASTERN OR SOUTH ASIAN | Incident to arrest | 57 |
| WHITE | Odor of contraband | 52 |
| MIDDLE EASTERN OR SOUTH ASIAN | Consent given | 50 |
| ASIAN | Condition of parole / probation/ PRCS / mandatory supervision | 48 |
| ASIAN | Consent given | 48 |
| PACIFIC ISLANDER | Condition of parole / probation/ PRCS / mandatory supervision | 48 |
| HISPANIC/LATINO/A | Search Warrant | 40 |
| BLACK/AFRICAN AMERICAN | Suspected weapons | 37 |
| PACIFIC ISLANDER | Consent given | 37 |
| PACIFIC ISLANDER | Incident to arrest | 35 |
| HISPANIC/LATINO/A | Canine detection | 33 |
| MULTI-RACE | Condition of parole / probation/ PRCS / mandatory supervision | 33 |
| MULTI-RACE | Incident to arrest | 31 |
| HISPANIC/LATINO/A | Suspected violation of school policy | 30 |
| MULTI-RACE | Consent given | 28 |
| NATIVE AMERICAN | Consent given | 28 |
| BLACK/AFRICAN AMERICAN | Search Warrant | 27 |
| BLACK/AFRICAN AMERICAN | Visible contraband | 25 |
| MIDDLE EASTERN OR SOUTH ASIAN | Condition of parole / probation/ PRCS / mandatory supervision | 24 |
| WHITE | Exigent circumstances/emergency | 23 |
| BLACK/AFRICAN AMERICAN | Evidence of crime | 22 |
| NATIVE AMERICAN | Officer Safety/safety of others | 21 |
| BLACK/AFRICAN AMERICAN | Vehicle inventory | 20 |
| MIDDLE EASTERN OR SOUTH ASIAN | Officer Safety/safety of others | 19 |
| HISPANIC/LATINO/A | Exigent circumstances/emergency | 18 |
| ASIAN | Officer Safety/safety of others | 17 |
| BLACK/AFRICAN AMERICAN | Odor of contraband | 16 |
| MULTI-RACE | Officer Safety/safety of others | 16 |
| PACIFIC ISLANDER | Officer Safety/safety of others | 14 |
| WHITE | Canine detection | 14 |
| NATIVE AMERICAN | Suspected weapons | 13 |
| ASIAN | Vehicle inventory | 6 |
| BLACK/AFRICAN AMERICAN | Exigent circumstances/emergency | 6 |
| MIDDLE EASTERN OR SOUTH ASIAN | Vehicle inventory | 6 |
| WHITE | Suspected violation of school policy | 6 |
| ASIAN | Suspected weapons | 5 |
| NATIVE AMERICAN | Evidence of crime | 5 |



| | | |
|-------------------------------|--------------------------------------|--------------|
| ASIAN | Search Warrant | 4 |
| MIDDLE EASTERN OR SOUTH ASIAN | Suspected weapons | 4 |
| ASIAN | Exigent circumstances/emergency | 3 |
| ASIAN | Visible contraband | 3 |
| MIDDLE EASTERN OR SOUTH ASIAN | Search Warrant | 3 |
| MULTI-RACE | Visible contraband | 3 |
| NATIVE AMERICAN | Vehicle inventory | 3 |
| ASIAN | Evidence of crime | 2 |
| MIDDLE EASTERN OR SOUTH ASIAN | Evidence of crime | 2 |
| MIDDLE EASTERN OR SOUTH ASIAN | Odor of contraband | 2 |
| MIDDLE EASTERN OR SOUTH ASIAN | Visible contraband | 2 |
| MULTI-RACE | Evidence of crime | 2 |
| MULTI-RACE | Suspected violation of school policy | 2 |
| NATIVE AMERICAN | Search Warrant | 2 |
| PACIFIC ISLANDER | Vehicle inventory | 2 |
| MULTI-RACE | Exigent circumstances/emergency | 1 |
| MULTI-RACE | Odor of contraband | 1 |
| MULTI-RACE | Suspected weapons | 1 |
| NATIVE AMERICAN | Odor of contraband | 1 |
| NATIVE AMERICAN | Visible contraband | 1 |
| PACIFIC ISLANDER | Evidence of crime | 1 |
| PACIFIC ISLANDER | Search Warrant | 1 |
| PACIFIC ISLANDER | Suspected weapons | 1 |
| PACIFIC ISLANDER | Visible contraband | 1 |
| TOTAL | | 15286 |

Table 7.2: Number of stopped individuals by Basis for Search, by Perceived Gender

| PERCEIVED GENDER | BASIS FOR SEARCH | NUMBER OF STOPS |
|------------------|---|-----------------|
| MALE | Condition of parole / probation/ PRCS / mandatory supervision | 3582 |
| MALE | Incident to arrest | 3010 |
| MALE | Consent given | 2915 |
| FEMALE | Incident to arrest | 1114 |
| MALE | Officer Safety/safety of others | 1002 |
| FEMALE | Condition of parole / probation/ PRCS / mandatory supervision | 835 |
| FEMALE | Consent given | 834 |
| FEMALE | Officer Safety/safety of others | 316 |
| MALE | Vehicle inventory | 256 |
| MALE | Suspected weapons | 234 |



| | | |
|------------------------|---|--------------|
| MALE | Visible contraband | 233 |
| MALE | Evidence of crime | 186 |
| MALE | Odor of contraband | 120 |
| MALE | Search Warrant | 101 |
| FEMALE | Visible contraband | 77 |
| FEMALE | Vehicle inventory | 68 |
| FEMALE | Evidence of crime | 67 |
| FEMALE | Search Warrant | 52 |
| FEMALE | Suspected weapons | 47 |
| MALE | Exigent circumstances/emergency | 40 |
| MALE | Canine detection | 34 |
| MALE | Suspected violation of school policy | 26 |
| FEMALE | Odor of contraband | 21 |
| TRANSGENDER MAN/BOY | Incident to arrest | 16 |
| TRANSGENDER MAN/BOY | Condition of parole / probation/ PRCS / mandatory supervision | 15 |
| FEMALE | Canine detection | 13 |
| FEMALE | Suspected violation of school policy | 12 |
| FEMALE | Exigent circumstances/emergency | 11 |
| TRANSGENDER MAN/BOY | Consent given | 11 |
| TRANSGENDER WOMAN/GIRL | Incident to arrest | 11 |
| TRANSGENDER WOMAN/GIRL | Condition of parole / probation/ PRCS / mandatory supervision | 10 |
| TRANSGENDER WOMAN/GIRL | Consent given | 5 |
| | Incident to arrest | 3 |
| | Condition of parole / probation/ PRCS / mandatory supervision | 2 |
| TRANSGENDER MAN/BOY | Officer Safety/safety of others | 2 |
| | Officer Safety/safety of others | 1 |
| | Suspected weapons | 1 |
| TRANSGENDER MAN/BOY | Vehicle inventory | 1 |
| TRANSGENDER MAN/BOY | Visible contraband | 1 |
| TRANSGENDER WOMAN/GIRL | Officer Safety/safety of others | 1 |
| TOTAL | | 15286 |

Veil of Darkness

Table 8: Number of stopped individuals by Veil of Darkness, by Reason for Stop

| REASON FOR STOP | VEIL OF DARKNESS | NUMBER OF STOPS |
|----------------------|------------------|-----------------|
| TRAFFIC VIOLATION | Daylight | 38464 |
| REASONABLE SUSPICION | Daylight | 12639 |
| TRAFFIC VIOLATION | Twilight | 6066 |



| | | |
|---|----------|--------------|
| REASONABLE SUSPICION | Twilight | 3183 |
| KNOWN TO BE ON PAROLE / PROBATION / PRCS / MANDATORY SUPERVISION | Daylight | 2014 |
| CONSENSUAL ENCOUNTER RESULTING IN A SEARCH | Daylight | 1837 |
| KNOWLEDGE OF OUTSTANDING ARREST WARRANT/WANTED PERSON | Daylight | 893 |
| INVESTIGATION TO DETERMINE WHETHER THE PERSON WAS TRUANT | Daylight | 506 |
| KNOWN TO BE ON PAROLE / PROBATION / PRCS / MANDATORY SUPERVISION | Twilight | 292 |
| CONSENSUAL ENCOUNTER RESULTING IN A SEARCH | Twilight | 255 |
| KNOWLEDGE OF OUTSTANDING ARREST WARRANT/WANTED PERSON | Twilight | 150 |
| INVESTIGATION TO DETERMINE WHETHER THE PERSON WAS TRUANT | Twilight | 129 |
| DETERMINE WHETHER THE STUDENT VIOLATED SCHOOL POLICY | Daylight | 32 |
| POSSIBLE CONDUCT WARRANTING DISCIPLINE UNDER EDUCATION CODE SECTIONS 48900, 48900.2, 48900.3, 48900.4 AND 48900.7 | Daylight | 6 |
| TOTAL | | 66466 |

Table 8.1: Number of stopped individuals by Veil of Darkness, by Perceived Race

| PERCEIVED RACE | VEIL OF DARKNESS | NUMBER OF STOPS |
|-------------------------------|------------------|-----------------|
| WHITE | Daylight | 30097 |
| HISPANIC/LATINO/A | Daylight | 16543 |
| WHITE | Twilight | 5154 |
| BLACK/AFRICAN AMERICAN | Daylight | 4479 |
| HISPANIC/LATINO/A | Twilight | 3127 |
| ASIAN | Daylight | 2272 |
| MIDDLE EASTERN OR SOUTH ASIAN | Daylight | 1780 |
| BLACK/AFRICAN AMERICAN | Twilight | 944 |
| PACIFIC ISLANDER | Daylight | 552 |
| NATIVE AMERICAN | Daylight | 343 |
| MULTI-RACE | Daylight | 325 |
| ASIAN | Twilight | 312 |
| MIDDLE EASTERN OR SOUTH ASIAN | Twilight | 307 |
| PACIFIC ISLANDER | Twilight | 84 |
| NATIVE AMERICAN | Twilight | 80 |
| MULTI-RACE | Twilight | 67 |
| TOTAL | | 66466 |

Table 8.2: Number of stopped individuals by Veil of Darkness, by Perceived Gender

| PERCEIVED GENDER | VEIL OF DARKNESS | NUMBER OF STOPS |
|------------------|------------------|-----------------|
| MALE | Daylight | 37148 |
| FEMALE | Daylight | 19069 |



| | | |
|-------------------------------|----------|--------------|
| MALE | Twilight | 6944 |
| FEMALE | Twilight | 3081 |
| TRANSGENDER MAN/BOY | Daylight | 100 |
| TRANSGENDER WOMAN/GIRL | Daylight | 54 |
| TRANSGENDER MAN/BOY | Twilight | 21 |
| GENDER NON-CONFORMING | Daylight | 20 |
| TRANSGENDER WOMAN/GIRL | Twilight | 18 |
| GENDER NON-CONFORMING | Twilight | 11 |
| TOTAL | | 66466 |

City Breakdown

Table: 9 Number of stopped individuals by City, by Perceived Race

| CITY | PERCEIVED RACE | NUMBER OF STOPS |
|------------------------|-------------------------------|------------------------|
| ALPINE | Asian | 115 |
| ALPINE | Black/African American | 142 |
| ALPINE | Hispanic/Latino/a | 442 |
| ALPINE | Middle Eastern or South Asian | 49 |
| ALPINE | Multi-Race | 7 |
| ALPINE | Native American | 57 |
| ALPINE | Pacific Islander | 13 |
| ALPINE | White | 1078 |
| BONITA | Asian | 36 |
| BONITA | Black/African American | 66 |
| BONITA | Hispanic/Latino/a | 221 |
| BONITA | Middle Eastern or South Asian | 9 |
| BONITA | Multi-Race | 5 |
| BONITA | Pacific Islander | 4 |
| BONITA | White | 158 |
| BONSALL | Asian | 4 |
| BONSALL | Black/African American | 8 |
| BONSALL | Hispanic/Latino/a | 39 |
| BONSALL | Middle Eastern or South Asian | 1 |
| BONSALL | Multi-Race | 7 |
| BONSALL | Native American | 2 |
| BONSALL | White | 62 |
| BORREGO SPRINGS | Asian | 1 |
| BORREGO SPRINGS | Black/African American | 2 |
| BORREGO SPRINGS | Hispanic/Latino/a | 25 |



| | | |
|---------------------------|-------------------------------|-----|
| BORREGO SPRINGS | Middle Eastern or South Asian | 1 |
| BORREGO SPRINGS | Native American | 1 |
| BORREGO SPRINGS | White | 41 |
| BOULEVARD | Asian | 2 |
| BOULEVARD | Black/African American | 9 |
| BOULEVARD | Hispanic/Latino/a | 52 |
| BOULEVARD | Middle Eastern or South Asian | 1 |
| BOULEVARD | Native American | 9 |
| BOULEVARD | Pacific Islander | 1 |
| BOULEVARD | White | 107 |
| CAMPO | Asian | 1 |
| CAMPO | Black/African American | 8 |
| CAMPO | Hispanic/Latino/a | 36 |
| CAMPO | Middle Eastern or South Asian | 1 |
| CAMPO | Native American | 5 |
| CAMPO | White | 54 |
| CARDIFF BY THE SEA | Asian | 27 |
| CARDIFF BY THE SEA | Black/African American | 20 |
| CARDIFF BY THE SEA | Hispanic/Latino/a | 69 |
| CARDIFF BY THE SEA | Middle Eastern or South Asian | 17 |
| CARDIFF BY THE SEA | Multi-Race | 2 |
| CARDIFF BY THE SEA | Pacific Islander | 13 |
| CARDIFF BY THE SEA | White | 360 |
| CARLSBAD | Asian | 17 |
| CARLSBAD | Black/African American | 15 |
| CARLSBAD | Hispanic/Latino/a | 113 |
| CARLSBAD | Middle Eastern or South Asian | 7 |
| CARLSBAD | Multi-Race | 2 |
| CARLSBAD | Native American | 1 |
| CARLSBAD | Pacific Islander | 2 |
| CARLSBAD | White | 182 |
| CHULA VISTA | Asian | 37 |
| CHULA VISTA | Black/African American | 54 |
| CHULA VISTA | Hispanic/Latino/a | 442 |
| CHULA VISTA | Middle Eastern or South Asian | 8 |
| CHULA VISTA | Multi-Race | 3 |
| CHULA VISTA | Native American | 4 |
| CHULA VISTA | Pacific Islander | 8 |
| CHULA VISTA | White | 113 |
| CORONADO | Asian | 1 |
| CORONADO | Black/African American | 2 |
| CORONADO | Hispanic/Latino/a | 15 |



| | | |
|------------------|-------------------------------|------|
| CORONADO | Middle Eastern or South Asian | 3 |
| CORONADO | Pacific Islander | 1 |
| CORONADO | White | 17 |
| DEL MAR | Asian | 24 |
| DEL MAR | Black/African American | 39 |
| DEL MAR | Hispanic/Latino/a | 138 |
| DEL MAR | Middle Eastern or South Asian | 54 |
| DEL MAR | Multi-Race | 2 |
| DEL MAR | Native American | 1 |
| DEL MAR | Pacific Islander | 4 |
| DEL MAR | White | 411 |
| DESCANSO | Asian | 1 |
| DESCANSO | Black/African American | 2 |
| DESCANSO | Hispanic/Latino/a | 9 |
| DESCANSO | Native American | 1 |
| DESCANSO | White | 20 |
| DULZURA | Asian | 1 |
| DULZURA | Hispanic/Latino/a | 35 |
| DULZURA | White | 11 |
| EL CAJON | Asian | 50 |
| EL CAJON | Black/African American | 236 |
| EL CAJON | Hispanic/Latino/a | 546 |
| EL CAJON | Middle Eastern or South Asian | 205 |
| EL CAJON | Multi-Race | 7 |
| EL CAJON | Native American | 15 |
| EL CAJON | Pacific Islander | 22 |
| EL CAJON | White | 1418 |
| ENCINITAS | Asian | 312 |
| ENCINITAS | Black/African American | 333 |
| ENCINITAS | Hispanic/Latino/a | 1515 |
| ENCINITAS | Middle Eastern or South Asian | 230 |
| ENCINITAS | Multi-Race | 49 |
| ENCINITAS | Native American | 9 |
| ENCINITAS | Pacific Islander | 62 |
| ENCINITAS | White | 6203 |
| ESCONDIDO | Asian | 17 |
| ESCONDIDO | Black/African American | 47 |
| ESCONDIDO | Hispanic/Latino/a | 187 |
| ESCONDIDO | Middle Eastern or South Asian | 7 |
| ESCONDIDO | Multi-Race | 3 |
| ESCONDIDO | Native American | 2 |
| ESCONDIDO | Pacific Islander | 5 |



| | | |
|-----------------------|-------------------------------|------|
| ESCONDIDO | White | 278 |
| FALLBROOK | Asian | 41 |
| FALLBROOK | Black/African American | 82 |
| FALLBROOK | Hispanic/Latino/a | 655 |
| FALLBROOK | Middle Eastern or South Asian | 11 |
| FALLBROOK | Multi-Race | 5 |
| FALLBROOK | Native American | 8 |
| FALLBROOK | Pacific Islander | 8 |
| FALLBROOK | White | 677 |
| GUATAY | Hispanic/Latino/a | 3 |
| GUATAY | White | 1 |
| IMPERIAL BEACH | Asian | 91 |
| IMPERIAL BEACH | Black/African American | 280 |
| IMPERIAL BEACH | Hispanic/Latino/a | 1385 |
| IMPERIAL BEACH | Middle Eastern or South Asian | 31 |
| IMPERIAL BEACH | Multi-Race | 30 |
| IMPERIAL BEACH | Native American | 4 |
| IMPERIAL BEACH | Pacific Islander | 40 |
| IMPERIAL BEACH | White | 1015 |
| JACUMBA | Black/African American | 1 |
| JACUMBA | Hispanic/Latino/a | 6 |
| JACUMBA | Middle Eastern or South Asian | 2 |
| JACUMBA | White | 12 |
| JAMUL | Asian | 14 |
| JAMUL | Black/African American | 29 |
| JAMUL | Hispanic/Latino/a | 131 |
| JAMUL | Middle Eastern or South Asian | 12 |
| JAMUL | Multi-Race | 2 |
| JAMUL | Native American | 3 |
| JAMUL | Pacific Islander | 6 |
| JAMUL | White | 156 |
| JULIAN | Asian | 1 |
| JULIAN | Black/African American | 5 |
| JULIAN | Hispanic/Latino/a | 7 |
| JULIAN | White | 55 |
| LA JOLLA | Asian | 9 |
| LA JOLLA | Hispanic/Latino/a | 9 |
| LA JOLLA | Middle Eastern or South Asian | 1 |
| LA JOLLA | White | 19 |
| LA MESA | Asian | 7 |
| LA MESA | Black/African American | 48 |
| LA MESA | Hispanic/Latino/a | 75 |



| | | |
|----------------------|-------------------------------|------|
| LA MESA | Middle Eastern or South Asian | 30 |
| LA MESA | Multi-Race | 3 |
| LA MESA | Native American | 1 |
| LA MESA | Pacific Islander | 2 |
| LA MESA | White | 150 |
| LAKESIDE | Asian | 62 |
| LAKESIDE | Black/African American | 170 |
| LAKESIDE | Hispanic/Latino/a | 426 |
| LAKESIDE | Middle Eastern or South Asian | 80 |
| LAKESIDE | Multi-Race | 17 |
| LAKESIDE | Native American | 39 |
| LAKESIDE | Pacific Islander | 10 |
| LAKESIDE | White | 1680 |
| LEMON COVE | Hispanic/Latino/a | 2 |
| LEMON COVE | White | 1 |
| LEMON GROVE | Asian | 78 |
| LEMON GROVE | Black/African American | 670 |
| LEMON GROVE | Hispanic/Latino/a | 749 |
| LEMON GROVE | Middle Eastern or South Asian | 60 |
| LEMON GROVE | Multi-Race | 10 |
| LEMON GROVE | Native American | 2 |
| LEMON GROVE | Pacific Islander | 15 |
| LEMON GROVE | White | 723 |
| LINCOLN ACRES | Asian | 2 |
| LINCOLN ACRES | Black/African American | 1 |
| LINCOLN ACRES | Hispanic/Latino/a | 40 |
| LINCOLN ACRES | Multi-Race | 2 |
| LINCOLN ACRES | White | 9 |
| MURRIETA | White | 3 |
| NATIONAL CITY | Asian | 10 |
| NATIONAL CITY | Black/African American | 19 |
| NATIONAL CITY | Hispanic/Latino/a | 140 |
| NATIONAL CITY | Middle Eastern or South Asian | 2 |
| NATIONAL CITY | Multi-Race | 3 |
| NATIONAL CITY | Native American | 1 |
| NATIONAL CITY | Pacific Islander | 3 |
| NATIONAL CITY | White | 44 |
| OCEANSIDE | Asian | 19 |
| OCEANSIDE | Black/African American | 105 |
| OCEANSIDE | Hispanic/Latino/a | 370 |
| OCEANSIDE | Middle Eastern or South Asian | 12 |
| OCEANSIDE | Multi-Race | 6 |



| | | |
|---------------------|-------------------------------|------|
| OCEANSIDE | Native American | 3 |
| OCEANSIDE | Pacific Islander | 15 |
| OCEANSIDE | White | 572 |
| PALA | Asian | 11 |
| PALA | Black/African American | 10 |
| PALA | Hispanic/Latino/a | 43 |
| PALA | Middle Eastern or South Asian | 8 |
| PALA | Multi-Race | 1 |
| PALA | Native American | 28 |
| PALA | Pacific Islander | 8 |
| PALA | White | 73 |
| PAUMA VALLEY | Black/African American | 2 |
| PAUMA VALLEY | Hispanic/Latino/a | 25 |
| PAUMA VALLEY | Native American | 17 |
| PAUMA VALLEY | Pacific Islander | 2 |
| PAUMA VALLEY | White | 47 |
| PINE VALLEY | Black/African American | 10 |
| PINE VALLEY | Hispanic/Latino/a | 32 |
| PINE VALLEY | Middle Eastern or South Asian | 1 |
| PINE VALLEY | Native American | 3 |
| PINE VALLEY | White | 56 |
| POTRERO | Asian | 1 |
| POTRERO | Hispanic/Latino/a | 13 |
| POTRERO | White | 15 |
| POWAY | Asian | 509 |
| POWAY | Black/African American | 271 |
| POWAY | Hispanic/Latino/a | 1074 |
| POWAY | Middle Eastern or South Asian | 296 |
| POWAY | Multi-Race | 23 |
| POWAY | Native American | 14 |
| POWAY | Pacific Islander | 36 |
| POWAY | White | 2988 |
| RAINBOW | Hispanic/Latino/a | 1 |
| RAINBOW | Middle Eastern or South Asian | 1 |
| RAINBOW | White | 2 |
| RAMONA | Asian | 11 |
| RAMONA | Black/African American | 25 |
| RAMONA | Hispanic/Latino/a | 438 |
| RAMONA | Middle Eastern or South Asian | 14 |
| RAMONA | Multi-Race | 6 |
| RAMONA | Native American | 8 |
| RAMONA | Pacific Islander | 13 |



| | | |
|----------------------------|-------------------------------|------|
| RAMONA | White | 972 |
| RANCHITA | Black/African American | 3 |
| RANCHITA | Hispanic/Latino/a | 10 |
| RANCHITA | Middle Eastern or South Asian | 1 |
| RANCHITA | White | 28 |
| RANCHO SANTA FE | Asian | 2 |
| RANCHO SANTA FE | Black/African American | 4 |
| RANCHO SANTA FE | Hispanic/Latino/a | 33 |
| RANCHO SANTA FE | Middle Eastern or South Asian | 9 |
| RANCHO SANTA FE | White | 114 |
| RIVERSIDE | Middle Eastern or South Asian | 1 |
| RIVERSIDE | White | 1 |
| SAN CLEMENTE | Black/African American | 1 |
| SAN CLEMENTE | Hispanic/Latino/a | 6 |
| SAN CLEMENTE | White | 1 |
| SAN DIEGO | Asian | 158 |
| SAN DIEGO | Black/African American | 403 |
| SAN DIEGO | Hispanic/Latino/a | 1411 |
| SAN DIEGO | Middle Eastern or South Asian | 107 |
| SAN DIEGO | Multi-Race | 23 |
| SAN DIEGO | Native American | 6 |
| SAN DIEGO | Pacific Islander | 23 |
| SAN DIEGO | White | 1076 |
| SAN JUAN CAPISTRANO | White | 1 |
| SAN MARCOS | Asian | 239 |
| SAN MARCOS | Black/African American | 307 |
| SAN MARCOS | Hispanic/Latino/a | 1987 |
| SAN MARCOS | Middle Eastern or South Asian | 161 |
| SAN MARCOS | Multi-Race | 53 |
| SAN MARCOS | Native American | 22 |
| SAN MARCOS | Pacific Islander | 67 |
| SAN MARCOS | White | 2953 |
| SAN YSIDRO | Asian | 1 |
| SAN YSIDRO | Black/African American | 4 |
| SAN YSIDRO | Hispanic/Latino/a | 147 |
| SAN YSIDRO | Middle Eastern or South Asian | 2 |
| SAN YSIDRO | Pacific Islander | 1 |
| SAN YSIDRO | White | 13 |
| SANTA YSABEL | Asian | 2 |
| SANTA YSABEL | Black/African American | 2 |
| SANTA YSABEL | Hispanic/Latino/a | 6 |
| SANTA YSABEL | Multi-Race | 2 |



| | | |
|---|-------------------------------|------|
| SANTA YSABEL | Native American | 12 |
| SANTA YSABEL | White | 35 |
| SANTEE | Asian | 252 |
| SANTEE | Black/African American | 692 |
| SANTEE | Hispanic/Latino/a | 1411 |
| SANTEE | Middle Eastern or South Asian | 388 |
| SANTEE | Multi-Race | 44 |
| SANTEE | Native American | 29 |
| SANTEE | Pacific Islander | 90 |
| SANTEE | White | 5580 |
| SOLANA BEACH | Asian | 99 |
| SOLANA BEACH | Black/African American | 55 |
| SOLANA BEACH | Hispanic/Latino/a | 279 |
| SOLANA BEACH | Middle Eastern or South Asian | 72 |
| SOLANA BEACH | Multi-Race | 4 |
| SOLANA BEACH | Native American | 1 |
| SOLANA BEACH | Pacific Islander | 19 |
| SOLANA BEACH | White | 1058 |
| SPRING VALLEY | Asian | 126 |
| SPRING VALLEY | Black/African American | 728 |
| SPRING VALLEY | Hispanic/Latino/a | 1062 |
| SPRING VALLEY | Middle Eastern or South Asian | 86 |
| SPRING VALLEY | Multi-Race | 24 |
| SPRING VALLEY | Native American | 5 |
| SPRING VALLEY | Pacific Islander | 49 |
| SPRING VALLEY | White | 1091 |
| TECATE | Black/African American | 4 |
| TECATE | Hispanic/Latino/a | 136 |
| TECATE | Middle Eastern or South Asian | 1 |
| TECATE | Multi-Race | 1 |
| TECATE | Native American | 1 |
| TECATE | Pacific Islander | 1 |
| TECATE | White | 43 |
| TEMECULA | Asian | 1 |
| TEMECULA | Hispanic/Latino/a | 7 |
| TEMECULA | White | 5 |
| UNINCORPORATED AREA-SAN DIEGO COUNTY | Black/African American | 5 |
| UNINCORPORATED AREA-SAN DIEGO COUNTY | Hispanic/Latino/a | 17 |
| UNINCORPORATED AREA-SAN DIEGO COUNTY | Middle Eastern or South Asian | 2 |
| UNINCORPORATED AREA-SAN DIEGO COUNTY | Multi-Race | 1 |
| UNINCORPORATED AREA-SAN DIEGO COUNTY | White | 35 |
| VALLEY CENTER | Asian | 36 |



| | | |
|-----------------------|-------------------------------|--------------|
| VALLEY CENTER | Black/African American | 40 |
| VALLEY CENTER | Hispanic/Latino/a | 215 |
| VALLEY CENTER | Middle Eastern or South Asian | 8 |
| VALLEY CENTER | Multi-Race | 2 |
| VALLEY CENTER | Native American | 96 |
| VALLEY CENTER | Pacific Islander | 7 |
| VALLEY CENTER | White | 362 |
| VISTA | Asian | 155 |
| VISTA | Black/African American | 464 |
| VISTA | Hispanic/Latino/a | 3420 |
| VISTA | Middle Eastern or South Asian | 93 |
| VISTA | Multi-Race | 42 |
| VISTA | Native American | 7 |
| VISTA | Pacific Islander | 86 |
| VISTA | White | 3027 |
| WARNER SPRINGS | Asian | 1 |
| WARNER SPRINGS | Hispanic/Latino/a | 14 |
| WARNER SPRINGS | Middle Eastern or South Asian | 2 |
| WARNER SPRINGS | Multi-Race | 1 |
| WARNER SPRINGS | Native American | 6 |
| WARNER SPRINGS | White | 45 |
| WINCHESTER | Hispanic/Latino/a | 1 |
| TOTAL | | 66466 |