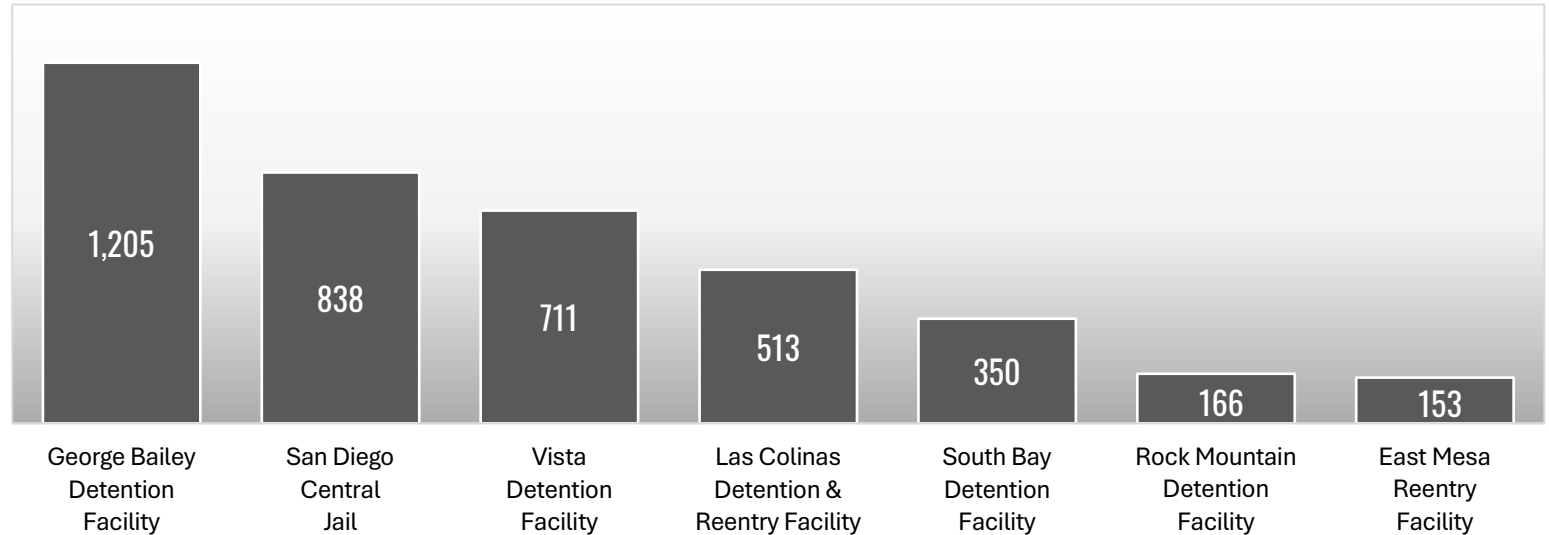


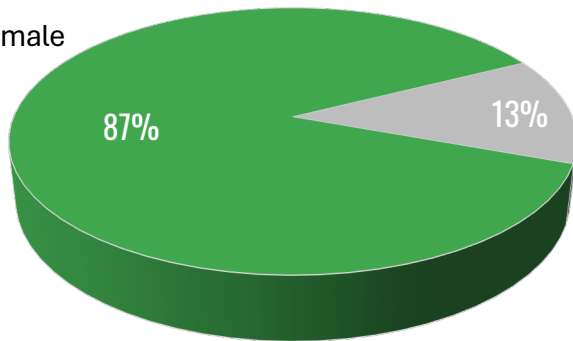
Jail Population Statistics – June 2024

Average Jail Population by Facility

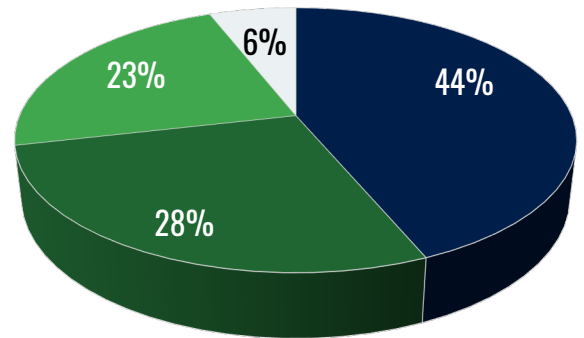


Average Jail Population by Gender and Ethnicity

■ Male
■ Female



■ Hispanic
■ White
■ Black
■ Other



Average Daily Jail Population System-Wide	3,936
Total persons booked this month*	4,233
Number of individuals receiving psychotropic medications**	1,541
Suspected overdose incidents with Narcan deployment***	2
Number of suicide attempts	4

Source: Board of State and Community Corrections; SDSJ Jail Information Management System; SDSJ Medical Services Division; SDSJ NetRMS

*Total facility bookings- does not include alternative custody programs and individuals deemed not fit for jail.

**Number of individuals, on the last day of the month, receiving psychotropic medication for a mental health disorder.

***These figures reflect the number of individuals that had Narcan administered to them as a result of a suspected overdose incident. Per policy, Narcan is administered to any individual who presents signs of opioid overdose or when opioid overdose is suspected. These incidents were determined, upon medical review, to be a result of or related to a drug overdose based on the primary medical diagnosis presented by the treating emergency room. Incidents that ultimately were due to other types of medical emergencies or conditions, based on the primary hospital diagnosis, are excluded from this report.

Totals are subject to change due to data reconciliation and updates made to incident reports. Percentages may not total 100 due to rounding.